



Keep your nail game
fresh with a full-day
of technical education!

SUNDAY, MAY 5, 2019


PASADENA CONVENTION CENTER
PASADENA, CA

SHOW HOURS:
9:00 a.m. - 4:30 p.m.



WANT NAIL SWAG?

Be one of the first 500 attendees
and receive a gift bag with the
latest product samples!



Purchase your tickets today at
nailproevents.com/pasadena

Follow us @nailpromagazine for show updates!

April 2019 • \$5.00 • Volume 29, Number 4 • nailpro.com

NAILPRO

SPRING FLING

*Top Tips for Every
Event This Season*

NAILS
readers'
choice
awards
2018 WINNER

READERS CHOICE
2018
LAUNCHPAD
AWARD WINNER

THE OF BOTH

gelish®
SOAK-OFF
GEL POLISH

**2018
BEST**
SOAK-OFF
GEL POLISH

NAILS • Launchpad

COLOR SHOWN:
FOLLOW THE PETALS



Gelish.com | Morgan

714. 773. 9758 • Made in the USA

BEST WORLDS

**MORGAN
TAYLOR®**
Nail Lacquer
Esmalte de Uñas
Nagellack

**2018
BEST**
NAIL
LACQUER
Launchpad



**MORGAN
TAYLOR®**
Professional Nail Lacquer
Vernis à Ongles | Esmalte de Uñas
Nagellack

AVAILABLE at:



Cosmo Prof.



Armstrong
McCall.



[MorganTaylorLacquer.com](https://www.MorganTaylorLacquer.com)

©2019 Nail Alliance, LLC. HM-10126

licensed to create.



ORLY®
GELFX®

ALL-IN-ONE

Eliminate the sticky mess.
Brush-on application.

CRYSTAL CLEAR

The perfect blank canvas for color
application and detailed nail art.

AVAILABLE AT AUTHORIZED DISTRIBUTORS, OR CONTACT US FOR MORE INFO 800.275.1111

DITCH THE POTS AND TUBES.

**BUILDER
IN A BOTTLE®**

SOAK-OFF
SCULPTING GEL
FOR NAIL EXTENSIONS

SELF-LEVELING FORMULA

Easy to control, effortless application.
Less filing needed. Reduces service time.



orlybeauty.com/pro



step 1
LONGWEAR
COLOR
smooth, high
gloss color

step 1: nail color



platinum
grade finish

step 2: top coat

step 2
LONGWEAR
TOP COAT
gel-like shine
+ protection



give your berry best

essie

gelcouture

2-STEP LONGWEAR SYSTEM

discover the perfect pair
for longwear color
and gel-like shine

an elevated range of 18 new shades
exclusive to the pro



CONGRATULATIONS!

YOU CAN NOW CERTIFY AS AN SNS NAIL ARTIST



Attend the Exciting 2-Day Training in
Orlando, Florida for **YOUR** Certificate

Hands-On Instruction in the
Latest Dipping Powder Skills
from SNS Master Trainers

+

\$650 FREE SNS PRODUCTS!

Dates, Details & Registration:
SNSAcademyLive.com







PERFECT MATCH™

Industry leaders in quality and innovation, LeChat does color matching better than the rest.

Perfect Match is the original color matching collection with all the shades you love available in Gel, Lacquer, and Dip.

Available at www.lechatnails.com or an authorized distributor near you.

Your imagination, our innovation!



PERFECT MATCH™

Bouquet

COLLECTION



We have hand picked this newest eye-catching collection of beautiful floral shades to go with anything you wear, anywhere you go!

Wisteria

Lavender Fields

Snapdragon

Forget Me Not

Fiery Begonia

Wild Petunia



LECHAT™

www.lechatnails.com | 510.741.9998 | MADE IN U.S.A.



Available at Authorized Distributors

SALON SUITES for NAIL TECHNICIANS

Moving into a salon suite can make all the difference in your professional success. Since you've started your career as a nail tech, you've likely been working for someone else, either as an hourly employee or on commission.

Either way, you know it's time to move on.

You feel confident now that you can do it on your own, and there is no better way to get started as an independent professional than to rent a salon suite.

Renting a salon suite is a big move for a nail tech. You finally become your own boss, and putting yourself out there comes with some enormous benefits!

Clients love the one-on-one personal attention they get from their manicurist in a closed, private environment, and you are free to make the space your own!

Here are some benefits nail techs should consider when thinking about making the switch from employee to salon suite entrepreneur.

You're the boss.

Running a salon suite is the

same as running a small business, and if it is your desire to do so, it should be your first step toward future salon ownership—it's a great training ground for bigger endeavors. When you decide to step out there, you are in control of everything from answering the phone to scheduling to ordering products. Although it can be challenging at times, the reward is so much greater because you have the freedom to choose your own products, make your own schedule, and collect all the revenue.



No more commission splits or hourly pay—it's all yours!

You are an entrepreneur now, and in total control of your destiny.

Personal space.

Another benefit of renting a salon suite is having a dedicated personal space just for you.

You don't have to be out in the open, sharing space with other techs, or waiting for equipment like pedicure chairs to become available on busy days.

You have everything you need in one small, manageable space to perform services for your clients only.

What's better than that?

Privacy for your clients.

One of the greatest things about having a salon suite is the time you get to enjoy with your clients in private. Many times, you will need to discuss concerns with your client that you don't necessarily want others to hear.

In a salon suite, you don't have that issue and clients will feel more comfortable and relaxed in an environment you've created, just for their comfort.

They are more likely to follow you and retention rates are higher when you provide a comfortable, private space with your personal touch.

The basics are provided.

In many salon suites, the owner will provide basic furnishings and equipment to get you started in your new suite.

You will have your own sink, manicuring station, chairs, and sometimes pedicure chairs included in the cost of your rent. If you choose to forego what is being provided, you can also bring in your own furnishings and equipment.

A salon suite is a great option if you are just getting started and want to hit the ground running.

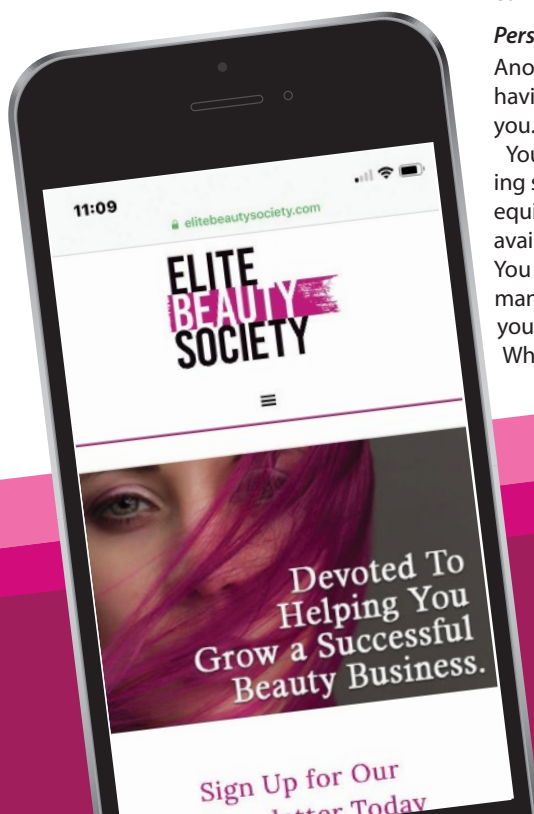
Amenities.

The options you have for amenities are great when it comes to renting a salon suite.

Some amenities come with the cost of your suite, and some you can pay extra for as a tenant of the building.

Salon suites offer a variety of conveniences for renters, including free Wi-Fi, towel laundering, cleaning services, front desk staff, and concierge services, just to name a few.

Depending on where you rent and how much you want to pay, you can get as little or as much support as you need to run your nail business from a salon suite.



**ELEVATE YOUR CAREER WITH
ELITE BEAUTY SOCIETY TODAY**

www.EliteBeautySociety.com

24-hour access.

Another great benefit of being in a salon suite is the 24-hour access.

When renting a chair in a salon, you typically must work the schedule you set for yourself during the salon's hours; when the salon closes, you too must close!

Not so in a salon suite. You have access to the building and your suite whenever you want.

If you want to start taking clients at 5:00 a.m., it's your prerogative to do so without limits or time constraints.

There are so many benefits to starting your nail business in a salon suite. Evaluate what you need and what works for you, then choose accordingly.

But before you rent, make sure you have everything you need to hit the ground running. You'll need a steady client book, professional liability insurance to protect your license, all the appropriate tools and sanitation products, and most of all, a positive attitude.

Check out places in your area to see what they offer before you make a decision, and negotiate your necessities to make your business a success!

INSURANCE MADE FOR YOUR BEAUTY BUSINESS.

EliteBeautyIns.com/npro1

800.980.1052

Mention **NailPro** for your exclusive discount

~~\$159~~ **\$149/YR**

ELITE BEAUTY
INSURANCE

APRIL 2019

Contents

FEATURES

40 TIPPING POINTS

Understanding gratuity reporting requirements is an essential part of doing business. By Tracy Morin

44 THE TREND SETTERS

The top nail looks from New York Fashion Week's spring runway shows. By Karie L. Frost

52 FINANCIAL TIMES

Everything you need to know about filing taxes this year. By Marianne Dougherty

56 MILESTONE MANICURES

Nail art designs for your clients' most memorable occasions, plus spring's hottest gel polish shades. By Angelina Lewis

IN EVERY ISSUE

14 EDITOR'S NOTE

16 CREATING THE COVER

18 TIP OFF

66 HAPPENINGS

70 MARKETPLACE

72 TEST YOURSELF

73 AD INDEX

COVER CREDITS

Nails: Heather Reynosa, CND; Photography: Angela Marklew, angelamarklew.com; Makeup: Garret Gervais for Kevin Aucoin Beauty, MCH Global; Hair: Frankie Payne for Nature Tokyo Lab, Opus Beauty; Model: Kristen Hoppe, The Industry Model Mgmt; Digital Imaging: Art Vasquez, RP Digital.

Check out the behind-the-scenes video of our cover shoot at nailpro.com/videos/behind-the-cover.



Try **Morgan Taylor**[®]
today and see what
everyone's raving
about!



**BEST NAIL
LACQUER**

5 YEARS IN A ROW
Launchpad



**MORGAN
TAYLOR**[®]

Professional Nail Lacquer

Vernis à Ongles | Esmalte de Uñas
Nagellack



Cosmo Prof.



Armstrong
McCall

licensed to create.

COLUMNS

30 POLISHED LOOK | **PSYCHEDELIC TRIP**

Editorial nail artist Savannah Walker creates tie-dye tips inspired by hippie-chic runway looks. By Karie L. Frost

32 WORKSHOP | **FESTIVAL FEVER** Recreate two attention-grabbing nail looks just in time for the season's biggest music events. By Angelina Lewis

36 NAILSPIRATION | **APRIL SHOWERS** Rainy spring days inspire water-tinged tips.

38 SAVVY SALON | **ASTR NAIL LOUNGE** Take a look inside Joyce Wang's SoCal enchanted forest-inspired beauty bar.

62 NAIL CLINIC | **RED ZONE** Learn about the serious nature of psoriasis and what to do if you encounter it with a client. By Linda Kossoff

64 PRO TALK | Create a marbled design with highly pigmented Christio Nail Ink. By Angelina Lewis

80 HOLLYWOOD FILE | **WINNERS CIRCLE** Our favorite 2019 Grammy Awards nail looks and the celebrity artists behind them. By Lotus Abrams

NAILING DIGITAL

CHECK OUT THIS MONTH ON NAILPRO.COM

SAVE FOR SUCCESS

nailpro.com/salon-savings-plan Expert advice for building a sustainable savings system for your salon.

TEDIOUS TAXES

nailpro.com/w-2-1099-employment-status Know your correct employment classification to avoid incorrect tax form filing.

BOLD BLONDS

nailpro.com/nyfw-2018-cnd-blonds Jan Arnold gives an inside scoop on the ornate nail tips CND created for The Blonds runway show.

SPRING SETS

nailpro.com/3-festival-nail-art-tutorials Nail artist Yvett Garcia creates three festival nail looks.





INNOCENCE

SPRING 2019



10 FREE FORMULA formulated without formaldehyde, formaldehyde resin, dibutyl phthalate, toluene, camphor, TPHP, parabens, xylene, ethyl tosylamide and lead

LONG-WEARING COLOR 7-10 days of wear on natural nails

VEGAN FRIENDLY

HUGE COLOR PALETTE over 400 shades

ZOYA.

FOR INFORMATION
CONTACT YOUR LOCAL DISTRIBUTOR OR
1.800.659.6909 | ZOYA.COM | @ZOYANAILPOLISH

© 2019 ART OF BEAUTY INC. ALL RIGHTS RESERVED.



1

MY MANICURE

I love a good mix-and-match manicure; it just creates so much visual interest. Take this set courtesy of Ami Morimoto: hand-painted abstract florals combined with gold glitter and some serious stones makes it appropriate for any springtime event (at least in my book!).



2

GLOW

In our Insta-society, there's always a photo opp, so making sure skin is prepped and primed is a must. Start early by readying skin with this 20-percent vitamin C and 10-percent AHA serum that produces a smoother, more radiant appearance in eight weeks. «Tatcha Violet-C Brightening Serum, tatcha.com»



3

HYDRATE

CBD has been the buzzword in beauty of late, but mostly because it works! This super-charged sheet mask is infused with 10 milligrams of CBD oil plus various other plant extracts to help undo sun damage and promote healthy, hydrated skin. Use consecutively for three to five nights then every few days for glowing results. «CoSo Beauty Hemp Oil Mask, cosobeauty.com»

ON MY RADAR

NP EXECUTIVE EDITOR
STEPHANIE YAGGY LAVERY SHARES HER
SPRING EVENT PREP MUST-HAVES.

After much anticipation (this was one heck of a winter), spring has sprung! And with it comes not only nicer weather (fingers crossed), but a slew of events, think: prom, weddings, showers, music festivals and spring break. What's one thing that all of these happenings have in common? Nails *must* be on point—which is why this is another busy time of year for nail pros. This month, we bring you a ton of art inspo for each of these occasions, as well as product suggestions for achieving those looks, plus must-have info for another important spring event: tax season (groan). Check out “Financial Times” on page 52 for some great filing tips. To be sure, you'll also be attending some of these

springtime events, so take care of yourself as well with some of my favorite prep items below.

4

PRIME

Whether you're prepping your own nails for a special occasion or getting a client ready for her own glam set, make sure natural nails are in tip-top condition for ultimate long wear. I like a keratin treatment that can be used on the daily for a fortifying boost to repair and protect the natural nail. «CND Rescue Rxx, cnd.com; Morgan Taylor Daily Elixir, morgan taylorlacquer.com»



5

BACKSTAGE

Heather Reynosa, CND education manager, always brings talent, creativity and tons of laughs with her to set, which makes having her here so amazing! She sculpted a gorgeous cover look (with a little *avant garde* fun) inspired by the latest CND bridal collection, Yes, I Do, and created with Brisa opaque gels. «Creating the Cover, p. 16»



6

TAME

You're never fully dressed without a smile—and, arguably, perfectly groomed brows, which is why it's important to keep arches conditioned and in place. This gel does all that and without any annoying flakiness. «R+Co Magic Wand Brow Gel, randco.com»



7

FOLLOW

Editorial manicurist, educator and travel blogger Julie Kandalec (@julieknaillsnc) combines her clean nail designs and gorgeous destination photography for an eye-candy adventure—complete with loads of nail art inspiration.

cuccio

A GAME CHANGER IN
SOAK OFF GEL REMOVAL

INTRODUCING

cuccio
VENEER

Peel it!



PRE-BASE™

INSTANTLY CONVERTS VENEER SOAK OFF INTO A
PEELABLE GEL POLISH IN SECONDS!



NEVER SOAK OFF IN ACETONE AGAIN!

- No More Filing!
- No More Damage to the Natural Nail!
- A Healthier Alternative to Traditional Soak Off Gel Removal!



PEEL-IT! PRE-BASE IS DESIGNED TO WORK EXCLUSIVELY
WITH THE CUCCIO VENEER SOAK OFF GEL SYSTEM



FACEBOOK.COM/CUCCIOSPA
INSTAGRAM @CUCCIOCOLOUR #PEELIT

TO ORDER YOUR CUCCIO PEEL-IT! PRE-BASE AND VENEER CALL, FAX OR ORDER ONLINE AT:

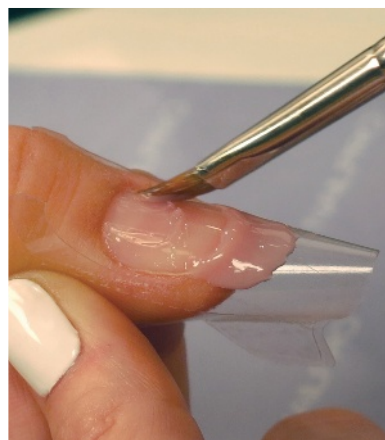
TEL: 661.257.7827 TOLL-FREE: 800.762.6245 FAX: 661.257.5856 cuccio.com



LEARN MORE
about the cover
nails and the artist
behind them at
[nailpro.com/videos/
behind-the-cover!](http://nailpro.com/videos/behind-the-cover!)

The Avant Garde BRIDE

CND has long partnered with cutting-edge design houses, The Blonds and Libertine among them, so it's no wonder the brand created its new bridal collection—Yes, I Do!—in collaboration with creative visionary Vivienne Westwood. As soon as we got wind of the partnership, we knew we had to come up with something atypically bridal for the cover of our Spring Fling issue. But the cover nails, created by CND education ambassador Heather Reynosa, could certainly fit for many a spring occasion because of the simple foundation. Reynosa began by sculpting a set of elongated almond nails using the new opaque shades of Brisa Gel. The application allows for an extension that hides any imperfections as well as the smile line for a flawless canvas. Then, it's all about the bling! Reynosa opted for champagne Swarovski crystals in a multitude of sizes for visual interest. Of course, these wouldn't be fashion-forward nails if they didn't have some over-the-top flourish: Reynosa fashioned a ring out of Brisa Gel encrusted with Swarovski crystals and fitted with its own mini veil. Definitely designer approved.



Neutral Beige
Opaque

Warm Beige
Opaque

Cool Pink
Opaque

Bouquet

White
Wedding

Forever
Yours




Veiled

FULL COLOR AHEAD The three new shades of opaque Brisa Gel allow for unclouded extensions and an exceedingly natural finish.

WEDDING BELLES The four romantic shades in the Yes, I Do bridal collection—available in Shellac, Shellac Luxe and Vinylux—provide the ultimate neutral hues for the big day and beyond.

+Kit Essentials

- CND Brisa Bond
- CND Brisa Sculpting Gel in Opaque Shades
- CND Brisa Gloss
- Swarovski Crystals
- Tulle



TIPOFF

BUSINESS | TRENDS | NEWS | PRODUCTS
BY LOTUS ABRAMS



NEWS

Winning Combination

New York-based conceptual nail artist Sarah Nguyen once again nailed her North American Hairstyling Awards (NAHA) entry. Nguyen was named Nail Professional of the Year for the second consecutive year at the Professional Beauty Association's 30th annual NAHA ceremony, held in January during the International Salon & Spa Expo in Long Beach, California. Nguyen says she took inspiration for her nail designs from 1980s glam-punk style and the Santa Monroe fashion pieces selected for the shoot. "I wanted to create glamorous, regal, elegant-but-tough nails that would exude divine feminine qualities and some badass masculinity," she says. "I absolutely love the soft gel extension tips from Aprés Nail—they hug the nails so beautifully. All of the adornment was adhered using Aprés Diamond Gel, and, of course, all of the crystals used were Swarovski." So, was Nguyen surprised that she won a NAHA two years in a row? "The first year, no, but the second year, yes," she says. "The first year, I knew I was bringing something new to the table; this year I felt like each of the entrants stepped their game up."



18G UNPLUGGED™

HIGH PERFORMANCE LED LIGHT

Finally, the ultimate performance in a rechargeable light. With consistent power that you can trust. 18G Unplugged™ with Intelligent Power Assist™ and Comfort Cure™.



Intelligent Power Assist™ ensures consistent power when the battery is used



Comfort Cure™ Technology



Displays real-time battery level and LED countdown



Built-in handle for convenience



36 Watt LED Light

TIP OFF

PRODUCTS

Botany Lesson

Breathe life back into your salon with a bounty of nourishing botanically-enriched products designed to beautify your retail space and provide clients with the ultimate pampering experience.



1 **LCN | Spa Avocado Nail Butter** | lcnusa.com This ultranourishing botanical formula boasts natural orchid extract, avocado oil, and vitamins E, A and D. 2 **DURI COSMETICS | Herbathe Cuticle Treatment** | duri.com Olive and grapeseed oils moisturize cuticles, while the thyme stem infusion revives and stimulates cell regeneration.

3 **DAZZLE DRY | Remove** | dazzledry.com This bio-based acetone, enhanced with lemongrass and clove oils, is formulated to be gentle yet effective on natural nails.

4 **VOESH | Pedi in a Box Lavender Relieve** | voesh.com Complete with a sea salt soak, sugar scrub, mud mask and massage butter, the four-in-one pedicure pack is

infused with calming lavender extract. 5 **GIGI | Lavender Paraffin** | gigispa.com Elevate your spa manicure and pedicure services with this calming blend of lavender, grape seed and apricot essential oils. 6 **NAIL MAGIC | Botanical Strengthener** | nailmagic.com Enriched with horsetail plant, the nutrient-dense formula strengthens thin, brittle nails. 7 **LA BLOOM BEAUTY | Nail Oil** | labloombeauty.com Organic lemon essential oil whitens nails, while sweet almond oil and vitamin E nurture and strengthen cuticles. 8 **CND | Spa Gardenia Woods Masque** | cnd.com Soothing chamomile and hydrating sandalwood nourish the skin to reveal a luminous glow.





VOTED BEST SOAK-OFF GEL POLISH. WE AGREE.

Available in over 200 shades.
Performs like a gel, applies like polish.

BEST AWARDS FOR 2018

NAILS • Launchpad

Performs like Gel, Applies like Polish™

    | gelish.com

714. 773. 9758 • Made in the USA

Patented Formula.

*Visit our website for more information on our awards.

THE STRONGEST PRIMER YOU CAN BUY



- Compatible with any acrylic and UV gels. Works especially well with PRIMERLESS SYSTEMS.
- Works as a super dehydrator and bactericide.
- Your one step primer – no need for other preps.
- 50% larger than other brands. Drop for Drop-the most economical primer.
- No lifting GUARANTEED.
- The professional's choice since 1978.

No Lift Nails®

Huntington Beach, CA 92615
800.779.NAIL • www.noliftnails.com

TIP OFF



DAILY INSPO

Yvett Garcia

@yvynails

Sherman Oaks, California-based nail tech Yvett Garcia started doing nails as a hobby while studying international business in Guadalajara, Mexico. Flash forward 12 years, and the talented pro's acrylic sets embellished with crystals are in high demand with her celebrity and influencer clientele—not to mention her nearly 300,000 Instagram followers. Garcia's work has also appeared on magazine covers, in cosmetics campaigns and on the Victoria's Secret runway. Find out what keeps this artist inspired.

1. The 1920s "I've always had a deep love for the 1920s—the beautiful symmetry and streamlined geometric shapes in architecture, fashion and art, and the glitz and glamour! I just think of *The Great Gatsby*."

2. Deep Green and Gold "Right now I'm obsessed with dark green—even more so when it's combined with gold. These colors exude an elegant and luxurious feel for nail art that just makes you feel so empowered, like a boss!"

3. Sneakers "As a sneaker lover, I'm constantly inspired by all the new releases—the styles, the colors, the prints. The art of matching your nails to your kicks is growing, and I'm here for it."

4. Swarovski "Bling has always been a part of my nail art, specifically Swarovski. Recently, they've really stepped up for us nail techs and brought us perfect shapes, cuts and sizes that inspire you to bling on."


5. Bella Doña "They're currently one of my favorite urban brands. They constantly inspire me by bringing back the Old English lettering and styles of the '90s, and they take me back to my roots as a Mexican-American."



Bella Doña



Sneakers



Deep Green and Gold

The 1920s

Swarovski



Artistic®
NAIL DESIGN

THE BIG
RE-VEIL

TULLE DEATH
DO US PART

CHIFFON &
ON & ON

IT'S GOING
GOWN

SHEERLY

Devoted

Available at

 **SalonCentric™**
PROFESSIONAL BEAUTY PARTNERS

STATE | RDA
BEAUTY SUPPLY | PRIMARY

PROFESSIONAL FORMULAS | PROFESSIONAL RESULTS

ArtisticNailDesign.com



© Artistic Nail Design • Nail Alliance - Artistic, Inc., Missouri USA • HM-9062

GORGEOUS IN
GOSSAMER



LOVE
LACED

FINGER OR TOE NAIL FUNGUS?



HERE'S WHAT YOU'VE BEEN WAITING FOR...

FUNG-OFF goes right to the problem with easy application. Its maximum strength formula keeps nails clean and healthy.

Evaporation is immediate, so there is no oily residue.

Available in an eye-catching point of sale display, FUNG-OFF will make your profits soar.



Huntington Beach, CA 92615
800.779.NAIL • www.noliftnails.com

TIP OFF

LAUNCH BASE HIT

Essie recently released two new base coats—Smooth-e and Strong Start—in addition to revamping the packaging of their existing care products. Smooth-e is formulated to fill ridges and dents to provide a smooth surface for lacquer application, but the multitasking base coat also aids with a number of other issues, from yellow- or white-tinged nails to dry, flaking nails, explains Essie global lead educator Rita Remark. “Smooth-e base coat is a tinted, creamy formula that works to conceal imperfections and reveal naturally beautiful-looking nails,” she says. “It also contains ceramide, which is proven to hydrate and prevent moisture loss.” The ideal top coat complement to Smooth-e, says Remark, is Gel-Setter. “For those with extremely deep ridges, gaps or dents in their nails, this top coat boasts a slightly thicker consistency that glosses over uneven nails, polishing them to glasslike perfection,” she says.

Another new addition to Essie’s care arsenal is Strong Start—intended to tackle the most common of nail concerns: weakness. Formulated with biotin,



the base coat serves as both a color adhesive and nail fortifier. “Weak nails feel too soft and potentially sensitive to the touch; they can even peel or snap,” explains Remark. “This can be the result of environmental triggers, gel nail abuse or, sadly, plain old genetics. Strong Start provides the ideal foundation for your longwearing, nail-strengthening manicures.”



Herman Paez



Risé Carter

NEWS

Executive Decision

With the goal of increasing its global presence and distribution reach, LeChat announced the appointment of two new members to its executive team: Herman Paez, global sales director, and Risé Carter, director of education. Paez, a former salon owner with more than 25 years of experience in domestic and international sales in the nail industry, will be tasked with bringing LeChat nail care products to more distributors, salons and customers worldwide. And with more than 30 years of industry experience and a strong background in sales and education, Carter will create new classes and workshops for LeChat, helping increase nail care and product education worldwide.



SMILE LINES TO SMILE ABOUT

Fool-proof pink
and whites
in a flash with
Gelish Dip.

By dipping instead of
pouring or painting,
you achieve a smile
line that no hand can
duplicate. And if you
think that sounds good,
just wait until you see a
one color application!



**120 COLORED POWDERS
5 FRENCH SHADES**

Gelish.com | 714.773.9758 | Made in the USA |    

TIP OFF

PRODUCTS

Some Like It Hard

There's a lot to love about hard gel: It's essentially odorless; the premixed formula ensures consistency and enables one-step application; it's self-leveling; and the non-porous surface is unaffected by acetone, dyes and other chemicals, promoting durable wear. That said, hard gel isn't without its drawbacks. Common roadblocks like heat spikes, sidewall flooding, free edge lifting and over-filing come removal time are a result of using the wrong tools, working too quickly or skimping on education. Here, we've rounded up a selection of high-quality hard gels, along with some expert tips to ensure service success.

STIFF STUFF

"Use a thicker brush with stiff hair when working with medium-viscosity hard gels. The appropriate tool makes scooping and landing the product much easier compared to using a thin, soft brush. I recommend a gentle gliding and pressing action to build an even surface, which helps reduce filing time." —*Jamie Yin, Akzéntz educator*

FULL COVERAGE

"Prime your gel brush by completely covering the bristles with gel, including the ones in the center, for a bubble-free application. Before curing, turn the hand over so gravity helps level the apex and overall structure." —*Robert Nguyen, Entity creative director*

EDGE OUT

"To prevent lifting at the free edge, I sometimes use a very thin amount of acrylic on the free edge only and then apply hard gel over the rest of the nail." —*Vicki Ornellas, ibd educator*

LEVEL UP

"Use a low-viscosity, self-leveling hard gel to your advantage. Let the gel work for you to create a perfect shape before filing to save both time and money, as you'll only need to make small adjustments before moving onto the next step." —*Celina Rydén, Light Elegance ambassador and international educator*

SOFT TOUCH

"Work slowly and with a light touch. A common mistake I see with hard gel is heavy handedness with the brush. The pressure applied is too hard, making the gel 'push out' from underneath the brush, flooding in the sidewalls." —*Darlene Tewitz, NSI global educator*

SLOW & STEADY

"Working in layers while sculpting your gel is important. Thin layers help control the movement of the gel, while sculpting the nail in one large bead can generate uncomfortable heat spikes for your clients and won't yield a strong enhancement." —*Darlene Tewitz, NSI global educator*



- 1 CND Brisa Sculpting Gel Neutral Pink cnd.com 2 Akzéntz Pro-Formance Balance Foundation Nude akzentz.com 3 ibd Builder Gel Pink ibdbeauty.com 4 Entity Studio One Gel Clear entitybeauty.com 5 Light Elegance Lexy Cosmetic Pink Builder lightelegance.com 6 NSI Balance Body Builder Cover Pink Warm nsinails.com 7 Gelish LED Dark Pink Builder Gel gelish.com 8 Christrio Basic One Clear Gel christrio.com

ULTRONICS

The Disinfectant Solution provider for the

HEALTH, BEAUTY AND SALON INDUSTRY

Ultraclean. Ultrasafe. Ultracare

ULTRONICS hospital-grade cleaning/disinfecting systems and infection control products are designed to meet the ever-changing demands of salons, spas and barber shops. Our passion for quality and excellence continues to drive new product development.



ULTRONICS[®]
medical-grade infection control products for salon professionals

*Ride the
New Wave!*

800.262.6262 | Email: sales@ultronicsusa.com | Ultronicsusa.com



HANDS-ON WORKSHOPS

Saturday, May 4th

ProFiles
BACKSTAGE

Bringing SEXY (Sculpting) Back!
Traci Dungan & Ami McClure

ORLY

Builder in a Bottle-Soak-off
Sculpting Gel for Nail Extensions

Monday, May 6th

D DREAMTIME
CREATIONS

A Full Day of Sparkling Education
with Gina Silvestro!



Register for a
hands-on workshop,
and get a
FREE TICKET
to NAILPRO Pasadena,
Sunday, May 5, 2019!

To register, view class details,
and list of supplies, visit:

nailproevents.com/pasadena

TIP OFF

CELEBRITY

Gold Standard

Cardi B released her video for the hit single "Money," in which she works a stripper pole, breastfeeds a baby and gyrates inside a glass museum display case wearing nothing but a gold jewel-encrusted bodysuit and headdress—and yet we couldn't take our eyes off her nails! Bronx, New York-based celebrity nail technician Jenny Bui (@nailson7th) produced three different nail looks for the video: a 4-inch long black stiletto set, created using her own Jenny Secret Black Gel and Top Coat; a crystal clear gel set covered in Swarovski stones; and a show-stopping 4-inch long set of gold, money-pattern nails. "The gold nails took four hours!" exclaims Bui. "They were very detailed. Real dollar bills* were used to create the pattern, and some nails also had real gold accent jewelry." Bui spent 12



Cardi B backstage on the set of her "Money" video shoot.

hours working on set to complete Cardi B's nail looks—a challenge with hair, makeup and nail prep all happening simultaneously. "The moments when Cardi had to be completely done to shoot were the most stressful, but overall it was very fun," she says.

**Defacing United States currency for any reason is a federal offense. NAILPRO does not recommend using this technique.*

CAREER

WORK IT!

Searching for a new job in the beauty industry and hiring staff can be a difficult and time-consuming task, but two new companies aim to change that. The Beauty Scout (thebeautyscout.com) is a new career website for all levels of the beauty industry, from freelancers to executives. Founded by 25-year beauty industry veteran Stacey Roney, The Beauty Scout is free for talent to create a personal profile, upload a resume, and browse and apply to unlimited job postings. For employers, inexpensive monthly memberships allow unlimited job postings to The Beauty Scout's website and social media channels. "For years, I experienced my own frustrations and wanted a solution to networking and job searches in the beauty world," says Roney. "We're proud to launch an intuitive and innovative online solution for staying connected and networking within the beauty industry."

Another new resource that promises to make the hiring process easier for salon owners is Canvas (gocanvas.io), a text-messaging based interviewing platform. Designed to streamline the candidate screening process, Canvas allows salon owners to engage with multiple prospective employees, who can respond to interview questions at a time that works best with their schedule from any location. "Reaching qualified candidates with highly technical nail, makeup or esthetics expertise can be difficult because of the number of hours these professionals spend on the floor with customers in a current position," says Canvas CEO Aman Brar. "In lieu of leaving multiple phone messages or emails, Canvas enables salon owners to connect with job candidates within minutes of receiving their application or resume by sending a quick text message." **NP**

FOIL TRANSFER GEL SET

GORGEOUS PATTERNS & FOILS FOR EVERY NAIL ARTIST!



UNBELIEVABLY EASY TO USE
LED/UV CURE
OVER 60 PATTERNS TO CHOOSE FROM

SET INCLUDES: 1 FOIL TRANSFER GEL,
1 POLYSHINE TOP GEL & 1 PACK (68PCS) OF ASSORTED FOILS

AVAILABLE NOW AT WWW.CHRISTRIOSTORE.COM



Guest Artist: Savannah Walker is an editorial nail artist and the owner of Manifest Nail in Brooklyn, New York.

Psychedelic Trip

Who can forget tying knots in white T-shirts, dousing them in a rainbow of dyes and then crossing your fingers that the resulting pattern would be as groovy as you imagined? For spring, the runways banked on our collective nostalgia for psychedelic patterns, turning out both straightforward (a simple dip-dyed sweatshirt at Prabal Gurung) and detailed (a tie-dyed shift overlaid with crystal pinwheels at Prada) renditions to delight all hippie-leaning fashionistas. Modern takes, like MSGM's tri-dyed oversized sweater, speak more to a skateboarder aesthetic, but if you're hankering for a psychedelic ride straight out of a Grateful Dead poster, look no further than the rainbow pants at R13. If your clients desire a trippy manicure, take out your own set of "dyes"—polish, gel or acrylic—and swirl or sponge your own mind-bending manicures based off of the best of the runway. Or, take a page from guest artist Savannah Walker, who offers up both simple and complex takes on tie-dye nail tips.



MSGM



Prabal Gurung



Prada



Louis Vuitton



R13





Q&Lu

SPA ESSENTIALS



BEAUTIFUL SCIENCE

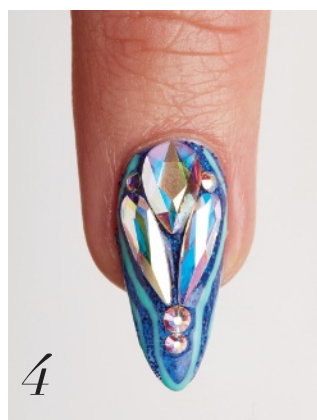
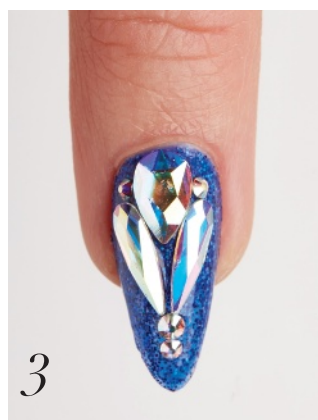
Pure and natural ingredients for healthy hands and feet.

Q&Lu Spa Essentials, the new, all-natural spa line from Light Elegance, is the ultimate in self-love and care. Great chemistry combined with premium ingredients—no artificial dyes or fragrances—results in a soothing spa experience tailored for hands, feet and skin. Q&Lu products are the new standard for clean, honest beauty—plain and simple.

Festival Fever

GET CLIENTS FESTIVAL-READY WITH TWO INSTA-WORTHY NAIL LOOKS PERFECT FOR THE SEASON'S HOTTEST MUSIC EVENTS.

Festival season inspires creativity, freedom and self-expression through music and art, making it the perfect opportunity to show off your nail art skills. Whether your clients are headed to Coachella or Stagecoach, we've got you covered with two nail designs by Van Nuys, California-based nail artist Adriana Gutierrez (@trendy_talons). "Jeweled face and body accessories worn at previous festivals inspired the Coachella design, and intricate stitch patterns on cowboy boots led the way for the Stagecoach look," says Gutierrez. Here, she shows how to recreate the looks.



COACHELLA VIBES

- 1 Apply gel base coat, and cure. Then, apply one coat of bright blue gel polish, and cure.
- 2 Use a dry brush or eye shadow applicator to burnish fine blue glitter into the tacky layer of the gel color. Brush off the excess glitter. Apply no-wipe gel top coat, and cure.

- 3 Apply stone resin to the base of the nail and adhere a large flatback teardrop crystal. Then, add more resin and apply two flatback raindrop crystals pointing down the nail. Add small flatback round stones around the larger stones to finish the design.
- 4 Use a striping brush to outline the crystals and perimeter of the nail with turquoise gel. Cure. Finish by applying high-gloss gel top coat on the nail only, avoiding the gems. Cure.

MAKE IT LAST

Nail professionals share their tips for creating standout designs that will survive the festival frenzy.

Use gel paint for intricate designs. Gel paints are perfect for creating fine lines, marble effects and custom color blends. "The medium viscosity allows me to create designs that won't run or smudge," says Christio educator Mya Vo. Another benefit to using gel paint for nail art? It doesn't "dry" until cured. "If you make a mistake, simply remove it with the swipe of a brush," says Christio educator Jacie Currington. To avoid smudging, flash cure between each step of the design, advises Vo. Gelish master technician Vu Nguyen recommends controlling the amount of gel paint that your brush picks up for a clean, sharp design.

Keep crystals intact. Swarovski crystals can add a wow-factor to any nail design, but proper application

is essential to ensuring longevity. Since crystals are rigid and nails are flexible, the key is to use an adherent that can bend while still securing stones without cracking or breaking, says Nail Hub CEO and Swarovski Beauty Academy educator Elizabeth Morris. "Choose a flexible yet sticky low-viscosity adherent," she says. "Glue tends to be brittle and etch the surface of the crystal, diminishing the shine. But if you use a soak-off gel, you can soak off your crystals and reuse them—acetone won't damage them." After adhering the crystals, use a detail brush to apply a flexible gel top coat around the girdle of each crystal (the tiny "wall" around its base), ensuring that the gel is applied completely around the edge of each crystal. Flash cure during the application if you're using a

higher-viscosity top coat. Never apply resin or gel on top of the crystals, as it diminishes their shine and dulls the facets.

Ensure longevity with gel polish. The keys to achieving long-lasting results are proper prep and using products from the same manufacturer, says OPI education manager Sigourney Nuñez. The most common service breakdown from gel polish occurs because of improper capping, which causes the gel to lift from the free edge. To remedy this, "After shaping, swipe a buffer underneath the free edge to remove any fraying," she says. Another tip: Don't forget that oils resurface, adds Nuñez. "If you're using a pH balancer or dehydrator, work on one hand at a time to ensure the product does its job properly," she says.



CND®

EVERYDAY ESSENTIALS

CND® SolarOil® and CND® RescueRxx® Care Pens,
condition and repair nails and cuticles anywhere, anytime.

NEW CND® ESSENTIALS CARE PENS

CND®
SolarOil. & RescueRxx

CONDITION
TREAT
REPAIR
ON-THE-GO



WORKSHOP

RECREATE THE LOOKS WITH THESE MUST-HAVE PRODUCTS!



1. **AKZÉNTZ** Luxio Lookout, akzentz.com
2. **SWAROVSKI** Crystals Nail Design Kit No. 918, dreamtimecreations.com
3. **CHRISTRIO** Xpress Detail Gel No. 2 Turquoise, christrio.com
4. **OPI** GelColor Black Onyx, opi.com
5. **DAILY CHARME** Star 5mm Stud Gold, dailycharme.com
6. **IBD** Just Gel Polish Hippiie Dippie, ibdbeauty.com

7. **ARTISTIC NAIL DESIGN** Striper Brush, artisticnaildesign.com
8. **GELISH** Art Form Gel Effects Gold Metallic, gelish.com
9. **THE GLITTER LIFE** Norie, theglitterlife.shop

Keyano & Aromatics

INTRODUCES REFRESHING

coconut lime

COCONUT LIME SPA PEDICURE

Program Includes:

- 1 - 64 oz. Coconut Lime Butter Cream
- 1 - 80 oz. Coconut Lime Scrub
- 1 - 64 oz. Coconut Lime Mineral Bath
- 1 - 64 oz. Coconut Lime Moisture Mask
- 1 - 12 oz. Coconut Lime Massage Oil

For Retail:

- 2 - 8 oz. Coconut Lime Butter Cream
- 2 - 10 oz. Coconut Lime Scrub

For introductory offers, call:

1-800-800-0313 | keyano.com



STAGECOACH STYLE

- 1 Apply gel base coat, and cure. Then, apply two thin coats of teal gel polish, and cure.
- 2 Use a detail brush to paint a triangle at the free edge with black gel polish. Then, paint a rounded triangle at the base of the nail; cure.
- 3 Use a detail brush to outline the triangles with metallic gold gel paint. Then, paint a gold half *fleur-de-lis* on each side of the nail. Cure.
- 4 Use gel resin to adhere a small gold star at the center of the black triangle at the base of the nail. Then, use a dotting tool to add gold accents on both sides of the star. Cure. Finish with gel top coat, and cure. **NP**

INTRODUCING GULFSTREAM'S SPA-INSPIRED

WATERDANCE[®]

SYSTEM

World's First **Heat + Ozonator** Technology.
No Cross Contamination, 100% Sanitized, Easy to Install, Auto Liner Popper.








Toll Free. 1.877.622.4853
www.gulfstreaminc.com

VENICE

Convenient and Efficient.
Disposable **AirPad** Jet and Liner Combination.
One time use. **Easy to Install.** Auto Liner Popper.




Guest Artist:

Alecia Mounixay is a nail artist (@thepaintedkoi) based in Wilmington, North Carolina.

April Showers

Blurred lines, water droplets and reflective rainbows converge on this rainy set of tips.





"The dark, moody feeling you get when it's raining inspired me, along with shadowed mist and reflective raindrops, when everything we typically see appears distorted." —Alecia Mounixay



Step 1 Apply two coats of black gel polish, curing only after the first coat. Place various sizes and colors of holographic glitter circles on the bottom half of the nail.

Step 2 Apply one to two coats of no-wipe gel top coat for a smooth finish. Apply white pearl chrome pigment over the entire nail with an eye shadow applicator or silicone nail art tool.

Step 3 Seal with no-wipe matte gel top coat. Then, use small and large dotting tools to add "raindrops" to the nail with no-wipe gel top coat. **TIP!** Repeat this process for the raindrops to appear more three-dimensional.



Step 1 Apply two coats of black gel polish. Then, top with no-wipe matte gel top coat.

Step 2 Apply glossy no-wipe gel top coat to the bottom of the nail. Do not cure. Use a medium-length micro-detail liner brush to drag thin strokes of the wet gel top coat up the nail toward the cuticle area, grabbing a bit more top coat on your brush with each stroke.

Step 3 Apply white pearl chrome pigment with an eye shadow applicator or silicone nail art tool to the design, and dust off the excess. Finish with no-wipe gel top coat over the chrome design only.

*Cure after every gel application unless otherwise noted.



Los Angeles, CA 91745

Tel: 626-581-4444

Fax: 626-581-4448

www.miasecretnails.com



Mia Secret®

PROFESSIONAL NAIL SYSTEM

POLYMIA™

BUILDER GEL

Is an odorless nail enhancement product that can be applied over natural nails or can be used to sculpt nails with tips or with Nail Forms.

This is stronger than acrylic yet lighter as gels.



SAVVY SALON

ASTR Nail and Beauty Bar

OWNER JOYCE WANG WELCOMES NAILPRO
TO HER ENCHANTED-FOREST INSPIRED SOUTHERN
CALIFORNIA SALON.

BEAUTY PLUS

ASTR offers additional services, including lash extensions, brow shaping and facials.



THE LOOK ASTR Nails & Beauty Lounge is located in a modern, recently updated shopping center in West Covina, California. Its enchanted-forest design, inspired by nature, flowers and greenery, incorporates wood elements, natural stone and a lush green wall to create a serene, chic and fun environment for clients.

SIGNATURE SERVICES ASTR is unique in that it's a full-service nail and beauty lounge that focuses on art, technique and quality. We integrate nail artistry with high-quality products. We pamper our clients with affordable luxury while providing extraordinary customer service. Clients tend to spend an hour to an hour and a half in the salon and an average of \$45 per visit. Most clients choose nail art (\$3 to \$8 per nail) and our signature Tea Party Package, complete with a luxurious sea salt soak with fresh



+Details

OWNER: Joyce Wang

EST.: 2017

STAFF: Eight independent contractors compensated by base salary plus commission.

BENEFITS: Educational opportunities; in-house demonstrations on new products, trends and techniques; and products provided for techs to practice the latest techniques and trends.

PRICING: Last November, we increased our prices by 10 percent—manicures are now \$25 and spa pedicures are \$35.



Up Close With Joyce Wang

What was your first job in the nail industry?

"I began working with industry-leading nail salons over four years ago."

What inspires you?

"Helping women feel beautiful and confident."

What renovations have you made to your salon?

"It's important to take care of our employees, as they take care of our clients, so we renovated our employee lounge to create a more comfortable space."

What's your best advice for new salon owners?

"Never compromise quality."

What's your go-to client conversation starter?

"What particular trends or designs would you like done today?"

I can't discuss ASTR without...

"Mentioning the artistry, luxury and unparalleled customer service we offer."



rose petals, organic cooling sugar scrub, soothing clay mask, organic oil massage and polish.

THE GOODS We currently use Aprés, OPI, Young Nails, Zoya and Bio Seaweed Gel, as quality and safety are important to our clients' health and to us. These products are nontoxic, do not damage natural nails and provide the best services.

SOCIAL LIFE We connect with clients and other nail artists via Instagram. Clients use the app to look for nail art inspiration, and our staff uses it to seek out the latest trends and techniques.

THE OUTREACH We support local businesses by working together and referring one another. We're involved in the community by volunteering our time to educate kids in need.

Come visit us...

||| astrnailounge.com // [@astrnailounge](https://www.instagram.com/astrnailounge)
[facebook.com/astrnailounge](https://www.facebook.com/astrnailounge)



LEARN THE INS
AND OUTS OF
ACCEPTING (OR
ESCHEWING)
GRATUITIES—
A CRITICAL
AND COMPLEX
PART OF DOING
BUSINESS FOR
NAIL SALONS AND
TECHS ALIKE.

TIPPING POINTS

By Tracy Morin

Tips are a good thing, right? After all, they show client appreciation for a tech's hard work and can significantly boost one's income. But tipping diverts to the dark side when techs and salon owners aren't properly informed on tax and reporting requirements.



TRUTH OR CONSEQUENCE

Confusion about tipping runs rampant in any industry where gratuities rule, and the beauty business is no exception.

"Unfortunately, we learn to pocket tips in beauty school," notes Jaime Schrabek, PhD, salon owner and licensed manicurist at Precision Nails in Carmel, California. "Schools could be doing much more to teach about tax compliance; even many salon owners don't know the legalities."

The bottom line: Tips are considered taxable income, subject to Social Security and Medicare taxes. "Unless the tips total less than \$20 for the entire calendar month, they must be reported to the employer," explains management consultant Tina Alberino of This Ugly Beauty Business in Tampa, Florida. "In addition, employees are required to maintain a daily tip record and report all tips—including those under \$20 they weren't required to report to their employer—on their tax returns." (The IRS's Publication 1233 facilitates tip tracking and reporting; find it at [irs.gov/pub/irs-pdf/p1244.pdf](https://www.irs.gov/pub/irs-pdf/p1244.pdf).)

Not properly reporting tips triggers several consequences, Alberino adds: Those who underreport income can be denied loans or credit, and a potential lender may file a Suspicious Activity Report, which alerts the Internal Revenue Service (IRS) about fraudulent activities. You may also be subject to an audit. "The IRS considers underreporting a form of tax evasion, and those who are found guilty face a penalty equal to 50 percent of the Social Security and Medicare taxes they owe on the unreported tips—that's *in addition* to the taxes you owe," says Alberino. "You could also be subjected to wage garnishments, bank and asset levies and even jail time."

Meanwhile, employers are required to withhold and match employment taxes on all employee wages, including tips. Failure to do so compromises employees' benefits and can incur serious criminal and civil penalties. Schrabek trains her employees to record any tips (cash or credit) with each transaction. At the end of every workday, employees receive their tips in cash, without deductions. Then, when completing payroll every two weeks, Schrabek reports the tip totals so taxes can be withheld.

CHANGE THE WAY YOU SHAKE!

PROFESSIONAL GEL-POLISH SHAKER

iZen Patented
PROShaker™ Duo



DEALER ENQUIRIES WELCOME

\$139⁹⁹

Includes shipping within the continental U.S.

- Rotates over 500 RPM (revolutions per minute)
- Automatic 60 seconds per cycle
- Smooth and quiet operation
- 110 - 240 Volts AC universal power
- Simple and safe mechanism to secure the bottle in place
- Ergonomic and space saving design
- Zinc die-cast for maximum stability
- Works with **most** bottle shapes, brands or types
- Reduces time taken to complete mani-pedis
- Eliminates shrinkage and streaking due to poor mixing



By rotating in a side to side and up and down motion, ProShaker produces an even consistency of the gel without introducing bubbles

PROShaker Still Available



www.proshaker.com

GOING TIPLESS

Many techs and salon owners are now going "tipless" to avoid the gratuities quagmire altogether. Both Schrabeck and Alberino agree that a tipless salon offers a range of benefits: Customers don't determine a tech's wages (creating steadier incomes), while employees and employers needn't worry about accurately reporting tips, as the expense is built into the service price. Alberino has found that no-tipping policies (in her own and her clients' salons) have been extremely well-received by customers.

"Additionally, tipless business employers are able to strictly manage their employment tax burden," says Alberino. "Tips are unpredictable income that employers have no control over and are expected to match taxes on. Those taxes (combined with any applicable credit card processing fees) can add up fast." For example, \$200 in tips results in a \$15.30 federal tax liability for the salon (6.2 percent for Social Security and 1.45 percent for Medicare). If 12 employees receive \$100 in holiday tips from each loyal client, the employer's tax burden becomes substantial.

Considering going tipless? Alberino advises taking the appropriate steps: First, evaluate your pricing and service protocols. To offset the lack of tip income, increase employees' wages (or, if you're self-employed, increase your desired salary). Once you've adjusted wages and determined what the service *must* cost, increase the cost to meet the client's perceived value. "If the cost far exceeds what clients are willing to pay, you'll need to correct some serious imbalances—in service execution time, product cost, and/or overhead expenses—until the service results in a profit."

TECH SUPPORT

Software programs like Tippy (meetippy.com) are designed to make the tipping process easier, as well as many business-streamlining software systems. Still, policies can get confusing, warns Sean Persha, vice president of sales and business development at DaySmart in Ann Arbor, Michigan. "The correct process of tracking

THE LATEST LEGISLATION

Last September, the Professional Beauty Association (PBA) asked the beauty industry to support H.R. 6736, commonly known as the Federal Insurance Contribution Act (FICA) Tax Tip Fairness legislation. This would "extend the FICA 45(b) tip tax credit to salon and small beauty businesses ... and would improve tip reporting, promote tax fairness and help small businesses," the PBA reports. "Employers should not be responsible for paying FICA taxes on tip income not paid by them to their employees." For more information and to take action, visit probeauty.org/fica.

and attributing tips is critical in any service business," he says. "But what happens if a client sees multiple providers during a visit, then tips on the total on her way out?"

In other words, does the tip get split as a percentage of the invoice? Does a 10 percent tip mean every provider gets 10 percent of the service cost as a gratuity? Do the three providers split the tip evenly? "There's more complexity when service levels or tiered compensation plans dictate when certain providers get a larger share because of seniority or expertise, or because their service took longer," says Persha. "A very attentive front desk person can account for complicated revenue splits, but salon management software that tracks services and commission details helps avoid conflicts."

Software can assist via reports that show each service provider's compensation, but Persha stresses that it's most important for owners to communicate the process to the staff, envisioning every possibility and discussing it as a group. "Pooling tips creates a perverse incentive for low performers (they're rewarded for someone else's work), but complex revenue splits can lead to confusion or a larger reporting burden," he explains. "Have a policy and stick to it. How you handle—and communicate—these payments are critical to keeping staff happy while limiting the mathematical gymnastics." **NP**

Tracy Morin is a freelance writer and editor based in Oxford, MS.



CND®

BRISA® Gel

Sculpt, extend and shape for a natural polished look.

NEW BRISA® OPAQUE SHADES.



Cool
Pink Opaque



Neutral
Beige Opaque



Warm
Beige Opaque

CND®
BRISA® GEL

LASTING WEAR + SHINE
STRONG + FLEXIBLE
11 NATURAL LOOKING COLORS

EASY, ORNATE
AND SOMEWHERE
IN BETWEEN: THE
SPECTRUM OF NAIL
ART LOOKS THAT
HIT THIS SEASON'S
RUNWAYS PRODUCED
TRENDS AS VARIED AS
YOUR CLIENTS—AND
WORTHY OF A PLACE
ON THEIR TIPS.

By Karie L. Frost

The Trend



TREND #1 FEELING JELLY

The jelly nail Instagram craze of 2018 found legs on the fashion runway this season, with the lenghthiest spotted at the Area show: a Naomi Yasuda-crafted set of squared-off clear tips tinted in green apple, blueberry or watermelon hues. Shorter renditions, seen at Sandy Liang and Maryam Nassir Zadeh, all came from nail lead Holly Falcone. She applied a single coat of Zoya Paris, Lindsey or Alex at Sandy Liang for a sheer wash of color, but her technique for the Maryam Nassir Zadeh show took more than a polish brush to administer. "For the acid-wash, Mediterranean-inspired look, I applied the color using plastic wrap to give it an edgy, watery finish," says Falcone.

Setters



CND @ The Blonds



Mei Kawajiri @ Philipp Plein



Morgan Taylor @ Rodarte



Mei Kawajiri @ Adeam



Lady Fancy Nails @ Chromat

TREND #2 JEWEL HEIST

In the world of nail art, crystal-encrusted tips steal the spotlight time and again thanks to their ability to attract light—and eyeballs!—to such a tiny canvas from across a room. At Adeam, nail lead Mei Kawajiri brought her maximalist approach to the art form by mixing large stones with precise rows of rhinestones and chains. When Anna Kikue created a line of jewelry for the Chromat show, her sister, business partner *and* nail lead Eda “Lady Fancy Nails” Levinson mimicked the oversize crystal-laced hoops in her striking nail art. “The actual nails look like wet T-shirts, but we added chains, hoops and clear beads to really connect the nails to the jewelry,” she says, adding, “It’s the ultimate sister collaboration!”



TREND #3

TONE-ON-TONE

Monochromatic palettes aren't new, but their subtle beauty certainly appeals to clients who dabble in nail art periodically. At Tadashi Shoji, Lust V Cosmetics nail lead Evelyn Lim took the designer's celestial inspiration and created an otherworldly turquoise-to-navy glitter gradient atop a layer of sapphire Bad Girls Shut It Down. At the Veronica Beard show, Essie nail lead Betina Goldstein eschewed flash in favor of nuance, lacquering long tips with two coats of Really Red followed by a thin arc of bold crimson-pink Bachelorette Bash along the cuticle to create a blink-and-you'll-miss-it shadow effect. "It's a little something extra; it makes the nail pop," confides Goldstein.

Making the Trends Work for You

Now that you know the season's top trends, how do you convert them into revenue? Here, three runway nail leads share their tips for making the most of runway nail art.



"Prepare nail samples to showcase your take on the current season's trends and place them on a board at the front desk. This allows clients to see what's new, and both the receptionist and techs can upsell by recommending the addition of a trend-specific accent nail. It can be worked into even the busiest of schedules." —**Fleury Rose, New York-based editorial manicurist**



"Use a split-screen app (I like Diptic) to show the runway nail look side-by-side with your own version on your Instagram page. Clients forget that nail trends from the runway don't have to be done identically nor taken literally; they're simply inspiration to dial up or dial down, depending on the trend and their mood." —**Julie Kandelec, New York-based celebrity manicurist**



"Like some nail professionals, I never fully understood how runway trends and fashion affected salon services. But after working two decades backstage with runway designers, I've realized that there's way more behind the curtain! Fashion drives beauty—and vice versa—so staying ahead of the trends allows you to recommend the latest colors, styles and patterns in your salon, which in turn, increases client loyalty and trust. It can [even allow you to] elevate your service price. Take what you see on the runway and create your own seasonal styles or salon look book that speaks to your salon and client esthetic." —**Roxanne Valinoti, CND education manager**



Dipping Powder System

Over **200** color powders available in 1 oz. and 2 oz.

Durability of Gel. Strength of Acrylic. Applies like polish.



U.S. Patent
No. 9,179,753 B2



Matched™
Combo by ANC

Nail Polish to
Match your toes!

See your local distributor

☎ 561.204.1414 / Fx: 888.919.3966
🌐 AmazingNailConcepts.com





[youtube.com/anconcepts](https://www.youtube.com/anconcepts)
[facebook.com/amazingnailconcepts](https://www.facebook.com/amazingnailconcepts)

TREND #4



NEGATIVE REACTION

Clean, cool and still a manicure mainstay: Negative-space nail art endures this season as a clear winner. Modernizing the iconic French mani, Essie nail lead Alicia Torello painted a striking black Greek key design across naked tips at Kith. Continuing her naked streak backstage at the Carolina Herrera show, Torello dropped a single dot of Zoya Snow White at the cuticle of each bare nail, citing the design's elegance in its utter simplicity. Turning the idea of a fresh polish job on its head, nail lead Jin Soon Choi did away with elegance, instead haphazardly painting nails, leaving the edges bare for an intentionally chipped look at Tibi.





Two Times a Trend

These two mini-trends may have only shown up twice, but both deserve a spot on your salon's nail art board.



TINY PORTRAITS

CND's chain-and-rhinestone encircled nails mirrored the Victorian vibe at Libertine, while neon-bright borders at Jeremy Scott spoke to what Essie nail lead Miss Pop called "a totally '90s nail."



TO THE LETTER

Essie nail lead Alicia Torello painted the letter "K" on thumbs to denote the brand's name, Kith, while at Nicole Miller, the message was less about the brand moniker and more about its attitude. "I was inspired by the punk graphics from the '80s that you'd do on your jeans or a bathroom stall," Zoya nail lead Holly Falcone says of the letters B-A-D she scrawled across several nails.



WHALE SPA®
SALON FURNITURE

set the trend



INTRODUCING
CHEVRON GENUINE LEATHER

Alden Crystal

The Most Award Winning Furniture Brand 3 Years In A Row




WhaleSpainc.com




Essie @ Opening Ceremony



CND @ The Blonds



Essie @ Opening Ceremony



Kiss @ Alice + Olivia

TREND #5 MATCHY-MATCHY

Feeling a little lost for nail art inspo? Look no further than what your client is wearing! At Opening Ceremony, multiple mani creations took their cues from all forms of adornment, like a rainbow of eye shadow shades or a gingham-print dress. "I wanted to juxtapose the tiny print in the clothes with a magnified version on the nails," says Essie nail lead Julie Kandalec of her outsized gingham nail art. The Alice + Olivia "Staceface" illustration on a handbag became perfect nail art fodder—so much so that the brand's designer partnered with Kiss to create a collection of Impress nails boasting the doodle's oversized sunnies, red lips and black bangs on nail tips. **NP**

BEST IN SHOW

Not all catwalk-compliant nail art becomes a trend, but that doesn't mean certain creations aren't worth highlighting for their genius. Here, a few that demand a second look.



Perfect for a Disney Villain:
The Blonds Ode to Cruella de Vil by CND



Wackiest: Libertine Thimbles by CND



Most Zen: Alice + Olivia Hamsas by Kiss

Karie L. Frost is a freelance writer and editor based in Connecticut.

BIO SCULPTURE


HEALTHY | ETHICAL | PROFESSIONAL



biosculpturegel.com

1.800.770.4493

@biosculptureusa





Financial Times

WITH TAX DAY FAST APPROACHING, WE OFFER
ADVICE TO HELP REDUCE YOUR BILL
AND AVOID AN AUDIT.

By Marianne Dougherty

"Thinking is one thing no one has ever been able to tax," American inventor and businessman Charles F. Kettering once said, but everything else, it seems, is fair game. So what are the most important things salon owners and nail techs need to know before filing their taxes this year?

"The 2017 Tax Cuts and Jobs Act is 14,000 pages long, and we're still getting clarification from the IRS as to how they're going to handle some items," says April McDaniel, a Certified Public Accountant (CPA) with Kopsa Otte in York, Nebraska, who works with salon owners, beauty professionals and other small businesses. Her advice: If you haven't used a tax professional to prepare your taxes in the past, this might be the year to start.

The first thing nail pros should be aware of is the Qualified Business Income Deduction, or QBID, which allows qualifying salon owners and independent contractors to deduct 20 percent from their net income right off the top.

The first thing nail pros should be aware of is the Qualified Business Income Deduction, or QBID, which allows qualifying salon owners and independent contractors to deduct 20 percent from their net income right off the top. "If you're showing a profit from your business, you can benefit from this extra deduction," says Carol

Hammontree Bates, owner of Income Tax Solutions outside of Mobile, Alabama. "Let's say that you're a nail tech who earned \$80,000 this year. The QBID could save you \$16,000, which is huge."

Qualified business income includes sole proprietorships and pass-through income from partnerships and S-corporations. C-corporations do not qualify for this deduction. Since beauty professionals who rent space in a salon are self-employed, they qualify for the QBID. Still, this is uncharted territory, which is why it's a good idea to consult a professional before claiming this deduction.

Another thing to keep in mind this year: If you've been remiss in accurately reporting income from tips in the past, McDaniel suggests being more diligent now that the Internal Revenue Service (IRS) has released the results of a year-long study on unreported tip income, which they determined to be about \$23 billion. (See "The

Lowdown on Deductions" on page 54 for more about tipping regulations.) "I feel like there will be more of an effort to audit tips in the future," says McDaniel, who stresses the importance of keeping accurate financial records in general, especially in light of all the changes in the tax code. "It's never too late to start keeping documentation. You can audit-proof yourself by maintaining good records." A number of her clients use QuickBooks, an accounting

software package that helps small businesses manage sales and expenses and keep track of daily transactions. "It won't store mileage logs or receipts," she says, "but it can help you keep track of your transactions. Choosing salon management software that makes it easy to pull and analyze reports aids in keeping accurate records."

Jaime Schrabek, owner of Precision Nails in Carmel, California, has been using Quicken, a personal finance management tool, for 25 years in order to track her business and personal finances. "I manually enter transactions, assign categories and check the websites of my financial institutions to stay updated," she says. "At the end of the year, I can immediately produce the information my CPA needs to prepare my taxes."

"[I like to] take the maximum advantage of deductions available, but to do that you've got to keep accurate, updated records," says Claudia Papa, owner of Aqua Nail Bar in Santa Barbara, California. "I'm by nature a Luddite, but I've learned how to harness technology to

TIP!

To keep abreast of changes to current tax law, sign up for Certified Public Accountant firm Kopsa Otte's weekly newsletter for salon and spa owners at kopsaotta.com.



— Introducing —

LashSavers™

The Elite Eye Mask



- EXTENDS THE LIFE OF LASH EXTENSIONS AND STRIP LASHES
- PROTECTS EYES AND LASHES DURING SLEEP, MASSAGE AND TRAVEL
- WASHABLE
- ONE SIZE FITS ALL

PROTECT YOUR LASH EXTENSION INVESTMENT



LashSavers™
Eye Mask

TO ORDER:
lashsavers.com
800.690.1654

**Order 12 or More and get
FREE SHIPPING
and SPECIAL PRICING!**

provide data that can help me run my business more efficiently. I use one credit card for all my business expenses, which are then automatically downloaded into QuickBooks Online."

Finally, Bates issues a warning about misclassification—the practice of knowingly misclassifying an employee as an independent contractor, which can result in some hefty fines in states like California. "If you're being asked to answer phones or perform other tasks for which you're not getting minimum wage, you should be on a W-2," she says. "If you're renting space in a salon, you should issue a 1099 to the salon owner documenting the amount of rent you paid that year. No one does this, but the IRS says it's the law, and it's a way to prove to the IRS that you're operating a business."



THE LOWDOWN ON DEDUCTIONS

With the release of the new tax code, here are 16 deductions you can take this year to reduce your tax burden. Keep in mind that these deductions are not available if you receive a W-2 from your employer.

RENT You can deduct the full amount of rent you pay as a salon owner or as an independent contractor.

CELL PHONE USAGE Keep track of how much you use your cell phone for business. Do you allow clients to book appointments that way? A good rule of thumb is to claim 50 percent of your bill.

TRAVEL Although you can't deduct your daily commute, you can claim mileage for, say, driving to and from the beauty supply store or driving to a trade show. Keep a log of all trips taken throughout the year. The standard deduction is about 59 cents per mile; your tax professional will compute it for you if you provide a record. You can also deduct the cost of airfare to attend a trade show or other business-related event. Similarly, you can deduct the cost of a hotel if you have to stay overnight at a business-related event.

SUPPLIES You can write off consumables—everything from towels and cuticle oil to nail polish and other supplies—that you purchase to conduct business.

INSURANCE If you're paying for general liability insurance, you can deduct the premium. You can also deduct the premiums for health insurance through a private policy. Your tax preparer can let you know if you qualify.

INDIVIDUAL RETIREMENT ACCOUNT (IRA) You can deduct what you pay into an IRA if you have one.

ENTERTAINMENT If you host an annual holiday

party for your staff, you can deduct the cost of food and beverages, but not the cost of entertainment, like a band.

CHARITABLE DONATIONS You may deduct charitable donations in the form of cash and product giveaways.

CAPITAL EXPENSES These might include furniture, computers, printers and other equipment.

CLEANING SERVICES Salon owners can deduct the cost of a cleaning service.

ADVERTISING If you're buying ads online or in local papers or magazines, keep a record of these expenses.

SALARIES AND BENEFIT PLANS Salon owners may deduct these expenses.

CONTINUING EDUCATION Both salon owners and independent contractors can deduct the cost of attending trade shows or taking classes and workshops designed to improve their skills or help them run their businesses more efficiently.

MEALS If you bring lunch in for your staff, for example, it's 50-percent deductible. Holiday parties are 100-percent deductible. Meals bought at trade shows or other business-related events are 100-percent deductible.

UNIFORMS You can deduct the cost of smocks, aprons or other clothing if you can't wear them off the job.

LICENSES You may deduct the fee to renew your cosmetology license. **NP**

Marianne Dougherty is a freelance journalist and former beauty editor in Santa Barbara, CA.

**Dip &
done!**[™]
easy application

Easy-To-Apply
14-21 Day Wear
No Light Required
Even Application

THE POWER OF POWDER!

ASP quick dip[™]
ACRYLIC POWDER
| NAIL COLOR

24 Trendsetting
ASP[™] QUICK DIP
ACRYLIC POWDER COLORS!

LOOK FOR OUR NEW DISPLAY AT ALL
SALLY BEAUTY[™] LOCATIONS NATIONWIDE!



New!

PROFESSIONAL NAILS **STYLED BY YOU**[™]



LIKE US ON FACEBOOK
FOLLOW US ON TWITTER AND INSTAGRAM
@ASPNAIL

© 2018 ASP ALL SEASON PROFESSIONAL. ALL RIGHTS RESERVED.

ASPNAIL.COM

SallyBeauty.com
800-ASK-SALLY

SALLY
BEAUTY

MILESTONE MANICURES

FOUR NAIL ARTISTS CREATE GEL POLISH DESIGNS TO REMEMBER FOR THE NIGHTS YOUR CLIENTS WON'T FORGET. By Angelina Lewis

From prom and spring break to weddings and garden parties, the season's special events call for durable and lasting gel polish tips and statement-making nail art. "Even if you're limited to a few colors, you can blend gel polishes to create custom hues for one-of-a-kind nail art," says Pamper Nail Gallery artist Brittney Morris (@brittnailedit). (See her Garden Party nail designs on page 61). "Depending on the look you and your client envision, try mixing matte and glossy finishes on different nails or parts of the nail. You can also create texture and dimension with gel polish by building on layers of color—the possibilities are endless!" Help your clients get ready for their next big event with these memorable manis—plus a slew of gel polish shades suited to each occasion.



For prom circa 1990s—and even into the early 2000s—pink-and-whites were not only the style, but the staple. You weren't fully dressed without a crisp smile line. But Ugly Duckling ambassador Priscilla van Uden (@home_of_deva) presents a playful alternative fit for any aspiring prom queen. Evoking a vintage feel, this set was inspired by deep color tones, prom corsages and retro bowties. "I wanted to incorporate a flower, as the corsage remains an important part of prom," she says. "To achieve the overall vintage look, I added gold polka dot glitter pieces and deep navy gel polish, and finished the look with a matte top coat. After curing, I added another two layers of matte gel top coat to secure the glitter for long wear." To achieve the 3-D heart outlines, van Uden used a sugaring technique. "I outlined both hearts with navy gel polish and spinkled them with clear acrylic powder," she says. "Work on one heart at a time so the gel polish doesn't bleed."



POLISHED PROM

NCLA
Gelous? About Last
Night
nclabeauty.com

EZFLOW
TruGel Curious-er &
Curious-er
ezflow.com

CND
Shellac Blue Moon
cnd.com

CHRISTRIO
Diamond Gloss C-57
christrio.com

BIO SCULPTURE
Evo Carol
biosculpturegel.com



Inspired by moonlit ocean swims, sunset skies and tropical palm leaves, senior Pamper Nail Gallery artist Shanice Brown (@animininails) created three stiletto nail designs just in time for spring break getaways, bonfire parties and days spent basking in the sunshine. "To create the ocean wave, work with your gel polish while it's wet for seamless blending," advises Brown. "I like to combine different shades of the same color to create dimension."

SPRING FLING



BLUSHING BRIDE

Ugly Duckling master educator Natasha Harton (@natashaharton) used her own dream wedding vision as inspiration for these delicate almond-shaped nails embellished with rose gold stones and gel paint embroidery. For a vintage wedding gown feel, Harton created a crocheted lace design by joining various-size swirls of white art gel together. "I applied gel dots to create a scalloped trim on the outer edge of the lace," she says. "To achieve the textured matte look, I sprinkled clear acrylic powder over the uncured gel polish. After curing, I dusted off the excess powder."



OPI

GelColor Made It to
the Seventh Hill
opi.com

TAMMY TAYLOR

Gelegance Cashmere
Beige
tammytaylornails.com

LUXA POLISH

Gel Color Whiteout
luxapolish.com

AKZÉNTZ

Luxio Daintiest
akzentz.com

CHINA GLAZE

Gelaze Chrome Is
Where the Heart Is
chinaglaze.com



GARDEN PARTY

MIA SECRET
Gelux White Peony
miasecret.com

IBD
Just Gel Polish Baked
to Perfection
ibdbeauty.com

CUCCIO
Veneer Pretty
Awesome
cuccio.com

**ARTISTIC NAIL
DESIGN**
Colour Gloss Drop
That Bass
artisticnaildesign.com

ORLY
GelFX Spirit Junkie
orlybeauty.com

Whether clients are hosting a poolside party, al fresco brunch or casual afternoon tea, Morris's tips, inspired by orchids, fine china, and blue-and-white vases, are sure to enliven any garden get-together. "When sculpting the orchid petals, work one petal at a time and ensure each is completely dry before building on it," advises Morris. "Don't focus too much on the details; look at the design as a whole to make sure it flows. Keep your lines consistent, and use a cleanup brush as you work." **NP**

RED ZONE

MARKED BY UNSIGHTLY PATCHES ON THE OUTER LAYERS OF THE SKIN, PSORIASIS IS MORE SERIOUS THAN MEETS THE EYE.

SAFETY FIRST

When confronted with any skin disorder, practice the three Rs: Recognize, Recommend and Refer.



The skin is an expressive organ; it tends to tell us when we're physiologically or psychologically out of balance. For nail technicians, learning how to "read" the skin of your clients can go a long way toward protecting their health. This includes recognizing psoriasis, an unsightly disorder on the skin and nails that, according to the National Psoriasis Foundation (NPF), currently affects approximately 7.5 million Americans. Here's what you need to know about this often distressing and potentially serious condition.

UNDERSTANDING PSORIASIS

Psoriasis is considered an autoimmune disease, a fact that differentiates it from other commonly seen skin problems such as eczema, athlete's foot and dermatitis. It occurs when, for unknown reasons, the body's natural immune system kicks into overdrive and begins to attack body tissue. Skin cell growth responds by speeding up, and the result is the appearance of thick, red patches and silvery white scales on the surface of the skin. These lesions are most commonly seen on elbows, knees, palms, soles of feet, scalp, lower back and face, although they can also penetrate fingernails and toenails.

"Nail psoriasis is a large problem for many patients," confirms Joshua Zeichner, MD, a dermatologist and director of cosmetic and clinical research in dermatology at Mount Sinai Hospital in New York. "It may look like nail fungus, but it's not caused by an infection. It's important for people with nail psoriasis to be monitored by a dermatologist to ensure that they don't have a fungal infection as well."

Psoriasis takes several forms, the most common of which is plaque psoriasis, described above. Second most common is guttate, characterized by small, dotlike lesions, followed by inverse, pustular, erythrodermic and psoriatic arthritis (an inflammatory

form of the condition). All fall under the umbrella term "psoriatic disease."

Although not contagious, psoriasis is chronic and, depending on the amount and locations of body skin affected, has the potential to compromise quality of life. Psoriasis that covers more than 10 percent of the body is regarded as severe, between 3 percent and 10 percent as moderate and less than 3 percent as mild. However, even a mild case of psoriasis can be devastating if the lesions largely appear on highly visible areas of the body. In a recent NPF survey, nearly 60 percent of women with psoriasis reported that their condition interferes with their quality of life.

TRIGGERS AND TREATMENTS

As with all immune disorders, medical science has been unable to pinpoint why some people develop psoriasis and others don't. However, genetics and environmental factors are causal factors. Scientists have identified specific genetic variants that increase the chances of developing the disease. Indeed, a child whose parents both have psoriasis has a 50 percent chance of developing it as well. Another key risk factor is the immune system itself, which ebbs and flows depending on our general health, environmental exposure and internal stress. It's not surprising that people with psoriasis often have immunity-affecting health conditions, such as diabetes, heart disease and depression, or that people often develop the disease while struggling with an infection or a prolonged bout of stress.

People of all racial backgrounds can develop psoriasis, although it affects Caucasians a bit more frequently than people of color, and often starts in young adulthood. Ten to 15 percent of people develop psoriasis before age 10. In addition to

PSORIASIS FACTS*

125 million people worldwide are living with psoriasis.

Every year, 20,000 children under 10 are diagnosed with the disease.

Psoriasis is the most prevalent autoimmune disease in the United States.

Up to one-third of people with psoriasis develop psoriatic arthritis.

Psoriatic arthritis has many of the same symptoms as other types of arthritis.

Sources: National Psoriasis Foundation, psoriasis.org; Centers for Disease Control, cdc.gov.

health issues that affect the immune system, there are also some recognized triggers, including injury or trauma to an area, medications, allergies, diet and even weather.

There's no specific test for diagnosing psoriasis, but doctors are trained to recognize the disease and differentiate it from other similar-looking conditions. When in doubt, a tissue sample may be examined under a microscope to confirm suspicions. At that point, treatment is determined by the severity of condition and other health factors, but options include:

- Topical lotions, ointments, creams or gels (vitamin D, corticosteroids, dithronol, retinoids)
- Light therapy (UVB or UVA, depending on severity)
- Systemic treatments (oral or injected medications)
- Biologics (therapies that work directly on the immune system to inhibit disease cells)

Treating nail psoriasis is difficult; injections and even cosmetic repair are used when topicals and light therapy aren't effective. There are currently new biologic treatments in development, and a recent study at the University of Birmingham in Alabama points to the potential use of gene therapy to restore a normal life cycle to affected skin cells.

PSORIASIS IN THE SALON

Clearly, it's not a nail tech's job to diagnosis psoriasis on clients. However, it's a pretty hard problem to miss. "Most of the time the technician will see the psoriasis because the dry patches of skin are so visible," notes Janet McCormick, MS, educator, author and co-owner of Nailcare Academy in Fort Myers, Florida. "Usually these clients don't go to a nail tech because of the lesions."

"For the most part, clients with psoriasis are very aware that they have some type of dermatological problem," agrees Vicki Malo, president of the North American School of Podology in Toronto. She says it's up to the nail tech to "practice the three Rs: Recognize, Recommend and Refer," and advises techs who observe tell-tale red patches to urge clients to see a dermatologist for a diagnosis.

According to the NPF, up to 50 percent of people with psoriasis and at least 80 percent of psoriatic arthritis sufferers

experience changes in their nails. Check for thickening, pitting, ridging, cracking, discoloration, deformation and onycholysis (separation from the nail bed).

Where suspected psoriasis lesions lurk, the advice is clear: "No nail service should be performed over a psoriatic area—they're too easily irritated," asserts McCormick.

Malo agrees that the risk for doing harm

to these clients far outweighs any potential loss of income. "Psoriasis is an autoimmune disease not to be taken lightly," she says. "An immune-compromised client is at a higher risk for infection, and precautions must be taken." **NP**

Linda Kossoff is a health and wellness writer based in Los Angeles.

JOIN THE REVELUTION!
OUTLASTS GEL. STRONG AS ACRYLIC.

www.revelnail.com

revel NAIL

Instagram Facebook YouTube Twitter Pinterest Snapchat

Christrio

NAIL INK / CHRISTRIO.COM

When it comes to stocking your nail art toolbox, Christrio Nail Ink is a must. Available in nine essential hues, this highly pigmented ink is perfect for creating marble, watercolor, ombré and even smoky effects. Plus, Nail Ink doesn't require curing and boasts a speedy dry time for faster and easier nail art.

TIP!
Use Nail Ink to create a quick marble accent nail for an easy upcharge.



1 Apply peach Diamond Gloss No. 43 to the entire nail. Cure.

2 Carefully apply a small amount of Nail Ink in Hot Pink. Start at the base and move the brush toward the free edge.

3 Apply a few small drops of Clear Nail Ink over the nail to dilute the Hot Pink and create a subtle marble effect. Allow it to dry. Then, use Liner Brush No. 8 to paint veins across the nail with Black Stamping and Painting Gel. Flash cure for 30 seconds.

4 Accent the veins with champagne Glitter Painting Gel No. 5. Cure. Then, finish with PolyShine Top Gel, and cure.

SPRING FORWARD

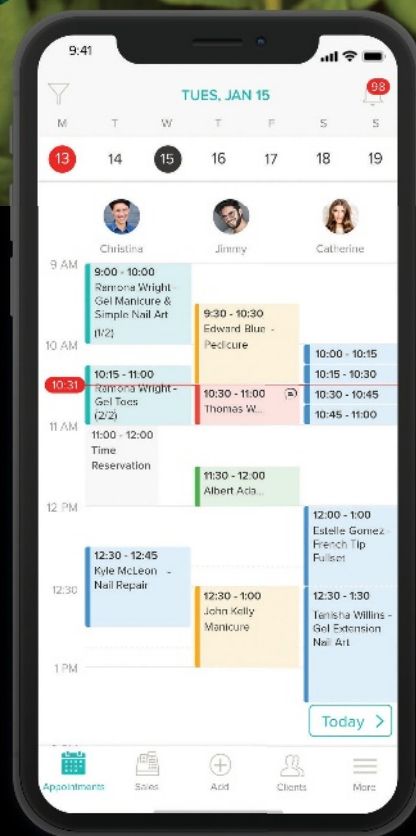
It's your time to bloom.

Take appointments online, 24/7

Master your schedule

Manage your nail business

START YOUR FREE TRIAL



booksy
Appointments made easy.

NAILPRO

Competitions: ISSE

The NAILPRO Nail Competitions held at The International Salon and Spa Expo in January kicked off 2019 in the race for the Cup. Novice and veteran pros competed in a variety of categories, including Fantasy Nail Art (Voodoo theme), Acrylic Hand-Painted Nail Art (National Treasures theme), Gel Paint (Decades of Fashion theme), Chrome/Stamping and NAILPRO's Signature Salon Success competition. Nail techs put their skill and ingenuity to the test in every category. Check out the results!

COMPETITION WINNERS

On My Own-Novice

1. Mio Terai
2. Evgeniya Shinkova
3. Christian Becerra

On My Own-Veteran

1. Shiori Durham
2. Kseniia Emeliantseva
3. Yuriya Matsumoto

It's All About the Bling!

1. Shiori Durham
2. Nuri Martinez
3. Paola Valenzuela

Salon Success-Novice

1. Clavel Gonzalez
2. Christian Becerra
3. Nuri Martinez

Salon Success-Veteran

1. Shiori Durham
2. Guin Deadman
3. Emese Koppanyi

3-in-1 Sculptured Nail

1. Shiori Durham
2. Emese Koppanyi
3. Guin Deadman

AS OF
ISSE

2019 NAILPRO CUP STANDINGS

Teams

- | | |
|--------------------|---------|
| 1. Le Chat | 1,812.5 |
| 2. ONS | 1,772.5 |
| 3. UNIS NAIL STARS | 1,023.0 |
| 4. Akzéntz | 722.0 |
| 5. Crystal Nails | 685.0 |

Individuals

- | | |
|-------------------------|---------|
| 1. Guin Deadman | 1,448.0 |
| 2. Shiori Durham | 1,364.0 |
| 3. Genesis Ward | 1,066.0 |
| 4. Andy Ho | 613.0 |
| 5. Yamileth Doiron | 587.0 |
| 6. Kseniia Emeliantseva | 512.0 |
| 7. Tiffany McBride | 441.0 |
| 8. Jessica Briarmoon | 409.0 |
| 9. Yuriya Matsumoto | 397.5 |
| 10. Iryna Zabiran | 313.0 |

SPONSORS



Soak Off Gel: The Other Side-Non-Divisional

1. Shiori Durham
2. Kseniia Emeliantseva
3. Yuriya Matsumoto

3-in-1 Tip & Overlay

1. Shiori Durham
2. Yuriya Matsumoto
3. Emese Koppanyi

Chrome/Stamping-Non-Divisional

1. Shiori Durham
2. Kseniia Emeliantseva
3. Christian Becerra

3-in-1 Perfect Match

1. Shiori Durham
2. Emese Koppanyi
3. Guin Deadman


Fantasy Nail Art-Veteran



1. Mio Tera



2. Hemi Park



3. Jhoana Maldonado


Acrylic Hand-Painted Nail Art-Veteran



1. Pepe de Leon



2. Genesis Ward




3. Bianca Arias

Gel Paint Hand-Painted Nail Art-Novice



1. Ohama Sakiko




2. Timea Godollei




3. Aki Ota-Michela

Gel Paint Hand-Painted Nail Art-Veteran



1. Clavel Gonzalez



2. Guin Deadman



Keep your nail game
fresh with a full-day
of technical education!

SUNDAY, MAY 5, 2019


PASADENA CONVENTION CENTER
PASADENA, CA

SHOW HOURS:
9:00 a.m. - 4:30 p.m.



WANT NAIL SWAG?

Be one of the first 500 attendees
and receive a gift bag with the
latest product samples!



Purchase your tickets today at
nailproevents.com/pasadena

Follow us @nailpromagazine for show updates!

HAPPENINGS

SHOWS & EVENTS

April

America's Beauty Show Show

March 30-April 1

McCormick Place, Chicago, IL.

Contact Cosmetologists Chicago,
440 S. LaSalle St., Ste. 2325,
Chicago, IL 60605; 844.256.3376;
americasbeautyshow.com.

May

NAILPRO Pasadena

May 5

Pasadena Convention Center, Pasadena, CA.
Contact NAILPRO, 7628 Densmore Ave.,
Van Nuys, CA 91406; 800.442.5667;
nailproevents.com/pasadena.

Image Expo

May 5-6

George R Brown Convention Center,
Houston, TX.

Contact Image Expo, 13740 Research

Blvd, Building I, Austin, TX 78750;
877.219.3976; theimageexpo.com.

One Oregon Nail Expo

May 19

Airport Sheraton, Portland, OR.

Contact One Nail Expo; onenailexpo@
gmail.com; onenailexpo.com.

June

Premiere Orlando

June 1-3

Orlando/Orange County Convention
Center, Orlando, FL.

Contact Premiere Show Group, 1049
Willa Springs Dr., Ste. 1001, Winter
Springs, FL 32708; 800.335.7469;
premiereorlandoshow.biz.

CLASSES

April

North American School of Podology

855.622.6277,

northamericanschoolofpodology.com

6-9 Certified Master Pedicure: Edmonton,
AB, Canada.

7-10 Certified Master Pedicure: Redding, CA.

11-12 Art of Touch: Redding, CA.

14-17 Certified Master Pedicure:
Kelowna, BC, Canada.

15-18 Certified Master Pedicure: Halifax,
NS, Canada.

OPI

877.674.4636, education.wella.com

7 Demo Day: Dorchester, MA.

8 Demo Day: Ridgefield, NJ.

8 GelColor Experience: Centerville, OH.

8 Nail Art Trends: Omaha, NE.

15 GelColor Experience: Passaic, NJ.

15 Powder Perfection Experience:
Farmington Hills, MI.

22 Nail Art Trends: Miami, FL.

Young Nails

714.992.1400, youngnails.com

15-19 Mastering Gel: Anaheim, CA.

29 All About Acrylic: Anaheim, CA.

May

North American School of Podology

855.622.6277,

northamericanschoolofpodology.com

12-15 Certified Master Pedicure: Toronto,
ON, Canada.

20-21 Art of Touch: Vancouver, WA, Canada.

29-22 Certified Master Pedicure
(Spanish): Kissimmee, FL.

OPI

877.674.4636, education.wella.com

6 Demo Day: St. Petersburg, FL.

7 Demo Day: Colorado Springs, CO.

12 Demo Day: Dorchester, MA.

13 Nail Art Trends: Manchester, NH.

14 Demo Day: Flushing, NY.

15 Demo Day: Omaha, NE.

20 Powder Perfection Experience: Miami, FL.

26-27 Demo Day: Garden Grove, CA.

For an expanded list of Happenings,
go to nailpro.com/events. To share your
upcoming events with our readers, email
nailpro@creativeage.com. **NP**

NEW GENERATION OF ELECTRIC NAIL FILE

LURACO PRO-30K

Uses Lithium-Ion Battery
(Compact & Lightweight,
Powerful, Fast Charging,
Long Lasting)



**DESIGNED FOR PEDICURE
AND MANICURE PROFESSIONAL USE**

FEATURES:

- Heavy-duty and Long-lasting Handpiece
- High Torque
- Up to 30,000 RPM
- Durable Aluminum & Stainless Steel body
- Acetone Resistant
- Variable Speed Control
- Powerful Lithium-Ion Battery lasting up to 10 hours
- Smart Overload Protection
- Universal Voltage (110V/60Hz to 240V/50Hz)



MADE IN U.S.A.
(from US and Global components)

LURACO MAGNA JET II

(Jet Nam Châm Luraco)



**THE BEST
SPA JET IN THE
INDUSTRY SINCE 2008**

- Used with Disposable Liner
- Will NEVER Leak, and Is Worry-free
- Easy to Clean and Sanitize
- UL- and cUL- Safety Approved
- Made in U.S.A. from U.S. & Global Components

Patents: US9,885,188; US9,926,933; D622,736; D698368S; and 8 patents pending



PLEASE CONTACT YOUR LOCAL NAIL SUPPLIER OR CALL LURACO HEALTH & BEAUTY, LLC. AT 1-800-483-9930

premiere **ORLANDO**

International Beauty Event

& premiere **DAYS** SPA

June 1-3, 2019

Education Days
June 1-3
Exhibit Floor Open
June 2-3

**the education
you need
to succeed™**

A tradeshow for Beauty Industry Professionals & Students Only

*Register by April 20 to
Save \$15 Off the Day of Show Price*
Orlando/Orange County Convention Center ▲ Orlando, Florida

For show passes or information on all Premiere events

premiereshows.com ▲ 800-335-7469

#PremiereOrlando f @ t v

MARKETPLACE



ADVERTISE YOUR PRODUCTS AND
REACH NEW CLIENTS.
818.782.7328 • VISIT NAILPRO.COM

VISIT OUR WEBSITE
FOR WEEKLY
HOT DEALS

THE ORIGINAL
**Premier
Nail Source**
"The Nail Tech's Best Friend"

www.premiernailsources.com

AMERICAN DAWN®
800.627.5839 | www.adisonproducts.com

NAILPRO

Get Social!

FOLLOW TWEET PIN LIKE WATCH

Exclusive Content
Giveaways
Tutorials
and More!

NAILPRO

Creative Age Publications • Maggie and Ozzie Award Winner

Trade Shows:
NAILPRO Pasadena • NAILPRO Sacramento

Beauty
NMC

PRESIDENT/CEO Deborah Carver • deborah.carver@creativeage.com
CHIEF OPERATING OFFICER Jeff Black • jblack@creativeage.com
VICE PRESIDENT/CFO Mindy Rosiejka • mrosiejka@creativeage.com
ASSOCIATE PUBLISHER Suzanne Craven • scraven@creativeage.com

EDITORIAL
EDITORIAL DIRECTOR/EXECUTIVE EDITOR Stephanie Yaggy Lavery • slavery@creativeage.com
MANAGING EDITOR Lotus Abrams • labrams@creativeage.com
ASSISTANT EDITOR Angelina Lewis • alewis@creativeage.com

ART
CREATIVE DIRECTOR Danielle Caseñas
SENIOR ART DIRECTOR Patricia Quon-Sandberg • pquon@creativeage.com
ASSISTANT ART DIRECTOR Laura Fenwick
PREPRESS MANAGER/GRAPHIC ARTIST Sophia Freeman

DIGITAL
CREATIVE DIRECTOR - WEB Ryan Boydston • rboydston@creativeage.com
SOCIAL AND DIGITAL MEDIA CONTENT DIRECTOR Amy Dodds • adodds@creativeage.com
DIGITAL CAMPAIGN MANAGER Megan Adams • madams@creativeage.com
OPS/DIGITAL EDITOR David Simpson • dsimpson@creativeage.com

PRODUCTION
PRODUCTION DIRECTOR Madlen Martinez
PRODUCTION COORDINATOR Claudia Marquez • cmarquez@creativeage.com

ADVERTISING/MARKETING
ACCOUNT EXECUTIVE Diane Walker
ACCOUNT EXECUTIVE Jerry Lovell
ACCOUNT EXECUTIVE Shanda Ogas

CIRCULATION
CIRCULATION DIRECTOR Barbara Shepherd • bshepherd@creativeage.com
EMAIL MARKETING MANAGER Steve Verba • sverba@creativeage.com
AUDIENCE MARKETING MANAGER Jamie Andrew • jandrew@creativeage.com

SUBSCRIPTION CUSTOMER SERVICE

NAILPRO, P.O. Box 460159, Escondido, CA 92046-0159, USA
Phone 800.624.4196, nailpro@pscpublicink.com

BACK ISSUES AND SINGLE COPIES

\$10 each issue, 800.442.5667
subscriptions@creativeage.com

ADMINISTRATION
DIRECTOR OF EDUCATIONAL DEVELOPMENT Melanie Kopeikin
COMPETITION DIRECTOR Jewell Cunningham
SHOW MANAGER April Menendez
SPECIAL PROJECTS MANAGER Sashy Rodas
ACCOUNTING MANAGER Lourdes Nuno
ACCOUNTS RECEIVABLE MANAGER Viktoriya Milshteyn

NAILPRO SHOW REGISTRATION • nailpro.com • 888.491.8265

LAUNCHPAD

the Colorist

Nailpro

NAIL IT!

BEAUTY STORE
business

MAN

DAYS/SPA

MedEsthetics.

eye|lash

7628 Densmore Avenue, Van Nuys, CA 91406 • 818.782.7328 • FAX: 818.782.7450

The views and opinions in the articles herein are not to be taken as official expressions of the publishers, unless so stated. The publishers do not warrant, either expressly or by implication, the factual accuracy of the articles herein, nor do they so warrant any views or opinions offered by the authors of said articles. ©Copyright 2019 by Creative Age Publications, Inc. All rights reserved. Some images copyright © 2018. No part of this journal may be reproduced in any form or by any means, including photocopying, or utilized by any information storage and retrieval system without written permission from NAILPRO.

NEW Location for 2019!



**SUNDAY
SEPTEMBER 22, 2019**



**1600 Exposition Boulevard,
Sacramento, CA 95815**

Visit nailproevents.com/sacramento for more info

**Follow  @nailpromagazine for
Ticket Giveaway Thursdays**

TEST YOURSELF

Red Zone

Earn Certificates of Achievement as you test your skills with NAILPRO's Professional Participation Program. In each issue, you'll find a multiple-choice test that will allow you to demonstrate what you've learned from our Nail Clinic column. For answers to this month's test, see "Red Zone" on page 62. Simply circle the correct answers and mail the page to the address below. You can also access the article and submit the test via our website at nailpro.com/test-yourself. If you earn a score of 80% or higher, you'll be awarded a framable Certificate of Achievement. A perfect score earns a Certificate of Achievement With Honors.

1. Psoriasis is a skin disease that occurs when the immune system shuts down.

- A. True
- B. False

2. Which of the following is not a form of psoriasis?

- A. Erythrodermic
- B. Psoriatic arthritis
- C. Guttate
- D. Infectious

3. Psoriasis that covers 7 percent of the body is consider to be _____.

- A. Contagious
- B. Moderate
- C. Mild
- D. Severe

4. It's perfectly safe for nail technicians to work on clients who have psoriasis.

- A. True
- B. False

5. When it comes to psoriasis, injury, medications, allergies, diet and weather are all recognized _____.

- A. Causes
- B. Treatments
- C. Triggers
- D. Side effects

6. Which of the following is not considered a risk factor for developing psoriasis?

- A. Gender
- B. Genetics
- C. Depression
- D. Stress

7. Treatment options for psoriasis include topical, systemic treatments, biologics and _____ therapy.

- A. Cryo
- B. Light
- C. Sound
- D. Massage

8. At least half of people with psoriatic disease experience changes in their nails.

- A. True
- B. False

9. What fraction of people with psoriasis develop psoriatic arthritis?

- A. One-half
- B. One-fourth
- C. One-third
- D. Two-thirds

10. The number of people worldwide who are living with psoriasis is estimated at _____.

- A. 12 million
- B. 20,000
- C. 125,000
- D. 125 million

NAME _____

SALON NAME _____

ADDRESS _____

CITY, STATE, ZIP _____

EMAIL _____

Write in your answers on this form and send it to: NAILPRO, Professional Participation Program, 7628 Densmore Ave., Van Nuys, CA 91406-2042. Or, take the test online at our website, nailpro.com/test-yourself. Submissions must be postmarked or received online by April 30, 2019. Answers will appear in the June issue.

Answers to February test : 1) B 2) B 3) A 4) B 5) D 6) A 7) C 8) A 9) B 10) B

AD INDEX

ADI American Dawn	70
800.627.5839 • adisalonproducts.com	
All Season Professional	55
aspnail.com	
Amazing Nail Concepts	47
561.204.1414 • amazingnailconcepts.com	
Americanails.com	78
800.727.1119 • premiernailsources.com	
Artistic Nail Design	23
714.773.9758 • artisticnaildesign.com	
Bio Sculpture Nails	51
800.770.4493 • biosculpturegel.com	
Booksy	65
booksy.com	
Christrio	29
800.574.4252 • christrio.com	
CND	33, 43, Back Cover
Back Cover • cnd.com	
Cuccio	15
800.762.6245 • cuccio.com	
Elite Beauty Insurance	8-9
800.980.1052 • elitebeautyins.com/npro1	
Essie	2-3
essie.com	
Gulfstream	35
877.622.4853 • gulfstreaminc.com	
Hand & Nail Harmony	Barndoor, 19, 21, 25, Inside Back Cover
714.773.9758 • gelish.com	
iZen Pro Shaker	42
proshaker.com	
Keyano	34
800.800.0313 • keyano.com	
Lash Savers	54
800.690.1654 • lashsavrs.com	
LeChat	6-7
510.741.9998 • lechatnails.com	
Light Elegance Nail Products	31
541.526.1417 • lightelegance.com	
Luraco	68
800.483.9930	
Mia Secret	37
626.581.4444 • miasecretnails.com	
Morgan Taylor Lacquer	Barndoor, 11
714.773.9758 • morganaylorlacquer.com	
NAILPRO	28, 67, 70, 71, 73
800.442.5667 • nailproevent.com	
No Lift Nails	22, 24
800.779.6245 • noliftnails.com	
Orly International	Inside Front Cover-1
800.275.1111 • orlybeauty.com/pro	
Premier Nail Source	70, 74-75, 76-77, 78-79
800.272.1119 • premiernailsources.com	
Premiere Beauty Show Orlando	69
800.335.7469 • premiereshows.com	
Revel Nail	63
revelnail.com	
Signature Nail Systems	4-5
snsacademylive.com	
Ultronics USA	27
800.262.6262 • ultronicsusa.com	
Whale Spa Salon Furniture	49
whalespainc.com	
Zoya Art of Beauty	13
800.659.6909 • zoya.com	

NAILPRO

Get Social!



FOLLOW



LIKE



TWEET



PIN



Watch

Exclusive
Content

Giveaways

Tutorials
and More!

THE ORIGINAL
Premier Nail Source
"The Nail Tech's Best Friend"

TOLL FREE 1-800-727-1119
Phone: (813) 931-3377 • Fax: (813) 961-7221
www.premiarnailsources.com

VISIT US ONLINE FOR WEEKLY HOT DEALS
Want to be notified about our Weekly Hot Deals?
Sign up for e-mail notifications on our website.

\$1 STORE	Gauze Wipes	Flex Tape	Mini Manicure Sticks	Polish Display Wheel	Stork Scissors	FastFolios [®]	Mr. Pumice Pumi Bars	Durable Plastic Storage Case	Nail Solution Bottles 16 oz.	Twist-Lock Pump Bottle
	100-ct. \$1.00	\$1.00 Pink or Black	50-ct. \$1.00	\$1.00	\$1.00	10-ct. \$1.00	\$1.00 Ultimate or Purple Pumi Bar	\$1.00 Contents Not Included	\$1.00	8 oz. \$1.00
PLUG IN	AMERICANAILS [®] PNI12 E-FILE	AMERICANAILS [®] PNI25 Twist-Lock Handpiece	KUPA Mini-Pro Razzberry	Erica's MT-20	SonicTouch Ultrasonic Remover	BreatheEasy [™] Dust Collector	Mini Hot Towel Steamer Kit	Stainless Steel Towel Warmer	UV Sterilizer	Spa Manicure Warmer \$9.95
	One Switch Operation Includes 3 Bits, 6 Sanding Bands \$39.95	FWD/REV 3 BITS 25,000 RPM \$99.95	ADJ. SPEED • 3 FREE BITS 15,000 RPM \$149.95	\$399.95 20,000 RPM	SAVE \$50 \$174.95 \$124.95	\$49.95	\$49.95	\$149.95 WITH UV FUNCTION	\$149.95	25 cups \$1.95
ABRASIVES	AMERICANAILS [®] SHORTIES MINI FILES	Hygienic Files	Mini Mani Pack	Professional Files Black or Zebra	Natural Nail Garnet Boards	3-Way Shiner Block or 3-Way Buffer File	Avry Hygienic Zebra File & Buffer Sets	STAR NAIL Mini Buffing Blocks	Mini Orange Sani Blocks	Sanitizable Blocks ORANGE MEDIUM/FINE
	20-ct. \$3.95	20-ct. \$6.95	Mini Block, Mini File, Mini Stick As Low As \$0.20 EA.	20-ct. \$4.95	50-ct. \$6.95	\$0.59 EACH	Small - \$0.15 Large - \$0.25	162-pk. \$5.95 1"x1" Case/1782 \$59.95*	10-pk. \$1.50 Case/1000 \$119.95*	PURPLE MED/COARSE
	Yellow Manicure Blocks	Pink Pedicure Blocks	Slim Blocks	Arctic White Blocks	Mini Arctic White Blocks	Micro Arctic White Blocks	SPONGE BOARDS [®]	SPONGE BOARDS [®]	SPONGE BOARDS [®]	BLUE FINE/SUPER FINE
	240/240 10-pk. \$2.50 Case/500 \$99.95*	100/180 10-pk. \$2.50 Case/500 \$99.95*	ORANGE 100/180 or WHITE FINE 10-pk. \$1.50 Case/500 \$69.95*	FINE 10-pk. \$2.00 Case/500 \$89.95*	FINE 10-pk. \$1.50 Case/1000 \$119.95*	FINE 30-pk. \$2.00 Case/1500 \$89.95*	Block \$0.90 EACH 50-ct. \$44.95	Standard \$1.00 EACH 50-ct. \$49.95	Jumbo \$1.25/25-ct. \$29.95	10-pk. \$2.00 Case/500 \$89.95*
NAIL TREATMENTS	gelish [®] Buy One Select Gelish, Get One Morgan Taylor Polish FREE!	Gelish 32 oz. \$24.95	china glaze [®]	Just GEL POLISH	99% Alcohol, Non-Acetone, or Acetone	OMEGA LABS Fungus Treatment	INFA-LAB Magic Touch Liquid Styptic	DeMert Nail Enamel Dryer	DURABLE ACRYLIC POLISH DISPLAYS	
	2 x 5.0z. \$16.95	BUY 1 GET 1 FREE!	BUY 2 GET 1 FREE!	BUY 2 GET 1 FREE!	BUY 10 GET 2 FREE!	SAVE 50% \$3.96	\$1.95	\$23.95	TABLE TOP DISPLAY Holds 30 Bottles \$24.95 Holds 60 Bottles \$34.95 WALL MOUNTED Holds 36 Bottles \$24.95 Holds 96 Bottles \$34.95	
	Dynamic Duo	Fantastic Four	Seche VITE [™]	Seche [®]	Dr. G's Clear Nail	OMEGA LABS Fungus Treatment	INFA-LAB Magic Touch Liquid Styptic	DeMert Nail Enamel Dryer	EMPTY DISPLAYS Holds All Popular Brands	
	Buy One Foundation Base Gel, Get One Top It Off Gel For \$2 2 x 5.0z. \$26.95	Foundation Base Gel, pH Bond, Nourish Cuticle Oil, Top It Off Gel 4 x 5.0z. \$33.95	.5oz. \$4.95 Pro Kit .5oz. & 4 oz. \$14.95	Crystal Clear Base Coat .5oz. \$3.75	.6oz. \$4.95	5.0z. \$7.95 SAVE 50% \$3.96	.5oz. \$1.95	8.5oz. \$2.50 Case (12) \$23.95		
TIPS TOOLS	NAIL BASIX [™] PROFESSIONAL TIPS	Extra Strength Bullet Glue	Split Second Brush-On Nail Glue	Rectangular Nail Forms	Dust Masks	Double Spring Cuticle Nipper	Stainless Cuticle Pushers	Spoon Pusher	Sterilizer Tray	
	500-ct. \$7.95 50-ct. \$2.50 SIZES 1-10	Dries in Seconds! Twist-Off Nozzle! \$0.25 EACH Box/250 \$59.95	BUY 1 GET 1 FREE! 10 gm. \$2.95	500-ct. \$3.50	50-ct. \$2.95 Case/2000 \$99.95*	\$2.95	\$2.95 EACH	Spoon Pusher / Pterygium Remover 2-Sided Straight Pusher Straight Pusher / Cleaner	\$5.95	
	Latex Gloves	Little Dipr's 10-ct.	-ibd- 5 Second Nail Glue	French Manicure Brush	Clearly Kolinsky Acrylic Brushes	Brush Cleaner	Chastity [™] Chasticide [®] Disinfectant	KING RESEARCH [®] Barbicide [®] Disinfectant		
	\$4.95 100-ct.	BUY 1 GET 1 FREE! \$9.95	SALE! 2 gm. \$0.99	BUY 1 GET 1 FREE! \$5.95	#8 \$14.95 #10 \$16.95 #12 \$22.95 #16 \$44.95 #18 \$49.95 #20 \$54.95 Acetone Resistant Clear Handles	4oz. \$2.95 Gallon \$29.95*	16 oz. \$3.95 Gal. \$14.95*	16 oz. \$5.50 64 oz. \$17.50		
GELS	No Lift Nails [®]	NAIL BASIX [™] Primer	NAIL BASIX [™] Violet Acrylic Liquid	NAIL BASIX [™] Acrylic Powders	NAIL BASIX [™] Single Process UV/LED Gels	gelish [®] POLYGEL	-ibd- Builder Gels	-ibd- Clear Gel	-ibd- Intense Seal	-ibd- Intense Seal
	No Lift Primer .75 oz. \$7.95 \$11.95	.25 oz. \$2.95	2 oz. \$3.95 4 oz. \$5.95 8 oz. \$7.95 32 oz. \$29.95 Gallon \$89.95	.75 oz. \$3.95 48 oz. \$2.95 2 oz. \$5.95 4 oz. \$10.95 \$99.95	1 oz. \$7.95 4 oz. \$29.95 16 oz. \$69.95	SAVE \$20 \$39.95	2 oz. \$49.95 \$29.95	8 oz. \$97.50	5.0z. \$13.95 \$9.95	SAVE \$4
	Stikr Resin	Stikr Brush-On Resin	Kikr	Pressurized Spray Activator Kikr	Glazed Glass	Extreme Finish Glaze	Extreme Powders	Extreme Glaze Dryer	Extreme Glaze Sealer	SeptiFile
	.5oz. \$11.25 1oz. \$19.25	8 gm. \$6.15	2 oz. \$19.25 8 oz. \$54.00	6 oz. \$16.75	2 yds. \$5.75 12 yds. \$28.45	.5oz. \$11.75	1oz. \$12.55 4oz. \$33.55	6 oz. \$16.75	.5oz. \$8.20 4oz. \$37.00	Handles 6-ct. \$7.75 Grills 50-ct. \$14.50

WE EXPORT WORLDWIDE! **#1 FOR QUALITY, SELECTION & VALUE** **SE HABLA ESPAÑOL**
PHONE: 1-800-727-1119 • WEBSITE: WWW.PREMIARNAILSOURCE.COM

**GUARANTEED
LOWEST PRICES!**

Now accepting
PayPal™

We also accept ACH/E-checks, wire transfers and these credit cards:



USA & CANADA
FREE SHIPPING
ON ORDERS OF \$69 OR MORE*

* Free shipping within the contiguous USA on orders of \$69 or more; excludes oversized items as noted online and in our catalog. Free shipping to Canada on orders of \$99 or more shipped in a single box weighing under 10 lbs.; excludes broker fee, taxes and duties.

**WE BEAT
ALL COMPETITORS'
ADVERTISED PRICES!**

Avry Gel-Ohh!
JELLY SPA PEDI BATH

\$1.50
PER PACK

\$36.00
30-CT. DISPLAY



Avry Creams For Hands,
Feet & Body

\$1.50
1.5 oz. tube

\$7.95
25.3 oz. pump



Avry Waterless Gloves & Socks

Eliminates need for
soaking in water,
cuticle softener or oil,
and massage cream!

AS LOW AS
\$0.90
PER PAIR



Pedi in a Box 3-in-1

AVAILABLE IN FOUR VARIETIES
Vitamin Recharge, Lemon Quench,
Lavender Recharge or Green Tea

AS LOW AS
\$2.25

• Sea Salt Soak
• Moisture Scrub
• Massage Cream



Mani in a Box

3-in-1

AS LOW AS
\$2.25

• Sugar Scrub
• Mud Masque
• Massage Lotion



**Collagen
Gloves
or Socks**

AS LOW AS
\$2.25



Pedi in a Box 4-in-1

• Sea Salt Soak
• Moisture Scrub
• Massage Lotion

AS LOW AS
\$2.50



Glimmer

Pedi in a Box
5-in-1

Golden
Glimmer
VANILLA

• Sea Salt Soak
• Sugar Scrub
• Mud Masque
• Cooling Gel Masque
• Massage Cream



**O² Pedi in a Box
Bubbly Spa**

AS LOW AS
\$3.25



cuccio

Buy One Sea Salt
Exfoliant 19.5 oz.,
Get One Butter Blend
8 oz. FREE!

\$14.75
SAVE \$7.95

cuccio

Butter Scrubs
4 oz. **\$4.95**



cuccio

Cuticle Oils
2.5 oz. **\$4.95**



cuccio LYTE BODY BUTTERS

32 oz. **\$15.95**



Gena

PEDI SCRUB
PEDI CARE
PEDI ICE
PEDI SOAK
PEDI SOFT

\$24.95*



ProLinc™

Cuticle Eliminator

Removes cuticles
in SECONDS from
fingers and toes.

1 oz. **\$3.75**
2 oz. **\$4.95**
18 oz. **\$24.95**
SALE! \$12.50



Callus Eliminator

Breaks down calluses in 3-5 minutes!

GALLON
\$100 OFF!
ONLY \$49.95

1 oz. **\$3.75**
18 oz. **\$28.50**
34 oz. **\$47.95**



Dry Heel Eliminator

Daily therapy for heels prone
to drying and cracking.

16 oz. **\$24.95**
\$12.50

4 oz. **\$7.95**



Birchwood Sticks

100-ct. **\$2.50**



**Manicure Scrub
Brush**

\$0.20 EACH



Onezeez Toe Seps

144-ct. **\$3.50**
2880-ct. **\$64.95***



Softteez Toe Seps

\$0.12 a pair



**Original Thong
Pedicure Slippers**

\$0.25 a pair



**Mini Purple
Pumi Bar**

400-ct. **\$49.95**
1600-ct. **\$189.95**



**Pumi Bar
Original**

\$0.75 ea.



**Callus
Remover**

**BUY 3
GET 1
FREE!**



**Pedicure
Gallon**

\$19.95*



**Pedi Salt
Foot Bath**

Gallon



Pedicure Socks

\$3.95 \$1.99/pair



**Flowerly
Swedish
Clover
Foot File**

\$8.95
\$5.95



**Mr. Pumice Metal
Foot File**

\$4.95



Belava

**Trio Foot
Spa \$149**



**Disposable Pedicure
Tub Liners**

100-ct. **\$66.00**



**Chrome Stand with
Disposable Manicure
Bowls (20-ct.)**

\$22.00



**Disposable
Bowls 100-ct.**

\$24.95




**Warming Manicure
Bowl**

\$3.50



**Blue Cross
Cuticle
Remover**

32 oz. \$4.95



**Pedi Salt
Foot Bath**

Gallon



Pedicure Socks

\$3.95 \$1.99/pair



**Flowerly
D-Files
Disposable
Pedi File Kit**

\$0.95



**Heavy Duty 4-Way
Red Pedicure File**

\$0.59 each



**BIGFOOT
Pedicure
File**

\$0.59 each



SANI-GAR

Sani-Tablets



SANI-GAR

**Sani-Soft
Tablets**



**Clean 'N
Flush**

**MAKES 128
GALLONS**



**Disinfectant
Spray**

16 oz. \$4.95



Komfort Wedge

\$14.95



Paraffin Wax

6 LBS. \$19.95*



Paraffin Liners

100-ct. \$6.95



KiKi Disposable Pedicure Kit

Purple Pumice Bar

Case (200)

\$59.95

Purple Buffer and Zebra File

(Both 100/180)

Manicure Stick



ULTRA-PREMIUM

MANICURE & SALON TOWELS

12-CT.

Manicure Towels 12 x 12 \$9.95

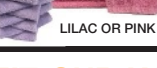
Salon Towels 16 x 29 \$19.95



**Spa Beauty
Wipes**

2"x2"

200-ct. \$1.75



**GRAHAM
PROFESSIONAL**

Nail Wipes

200-ct. \$3.50



**GRAHAM
PROFESSIONAL**

**Nail and Cosmetic
Pads**

60-ct. \$4.50

240-ct. \$14.95



**GRAHAM
PROFESSIONAL**

CelluCotton

3 lbs. \$14.95*



ORDER ONLINE 24/7

WWW.PREMIERNAILSOURCE.COM

VISIT OUR WEBSITE TO SEE INSTRUCTIONAL VIDEOS

ORDERS PLACED BY 2 PM SHIP THE SAME DAY!

THE ORIGINAL **Premier Nail Source**
"The Nail Tech's Best Friend"

premiernailsourcesource.com
1-800-727-1119

CNDTM
MARCH-APRIL PROMOS

NEW! CND "YES, I DO" BRIDAL COLLECTION



CND ESSENTIAL CARE PENS



SolarOil Care Pen



VINYLUXTM GEL-LIKE EFFECT TOP COAT

NEW!

Almond SpaManicure & Marine SpaPedicure



CND SHELLACTM .25 oz. \$15.95

On Like Polish.
Wears Like Gel.
Off In Minutes.



CND VinyluxTM Weekly Polish

is a two-step polish system, consisting of a weekly polish and a weekly top coat, that offers durability, high-gloss shine and week-long wear.



CND Nail Treatments



SolarSpeed SprayTM Conditioning Polish Dryer



SCENTSATIONSTM Lotions



CND Nail Prep

Essential products for ensuring successful adhesion and removal of enhancements.



CND Liquid & Powder System

features unique, patented technology that ensures flexible, resilient nail enhancements that suit your clients' needs.



Retention+TM Powders

feature superior adhesion, color stability and provide super strength and durability.



Perfect Color Powders

feature superior workability and extensive color and coverage options.



CND BRISATM Sculpting Gel

.5 oz. **\$19.75** **\$15.80**
1.5 oz. **\$51.75** **\$41.40**



CND 3C LED LAMP **\$299.95**



Specially designed for use with CND Shellac and Brisa!

CND Velocity Nail Tips



CND Performance Forms 300-ct.



ORDERS PLACED BY 2 PM ARE GUARANTEED TO SHIP THE SAME DAY!

FREE SHIPPING ON ORDERS OF \$69*

* Free shipping within contiguous USA on orders of \$69 or more; excludes oversized items as noted online and in our catalog. Free shipping to Canada on orders of \$99 or more shipped in a single box weighing under 10 lbs.; excludes broker fee, taxes and duties.

PRICES IN THIS AD VALID MARCH 1 THROUGH APRIL 30, 2019. AFTERWARD PRICES SUBJECT TO CHANGE WITHOUT NOTICE. WE ARE NOT RESPONSIBLE FOR TYPOGRAPHICAL ERRORS.



THE ORIGINAL

Premier Nail Source

"The Nail Tech's Best Friend"

TM

premiernailsourcesource.com

1-800-727-1119

O.P.I

MARCH-APRIL PROMOS


NOW SHIPPING!

OPI TOKYO COLLECTION

NEW!

COMING SOON!

ALWAYS BARE FOR YOU SHEERS



OPI Lacquers .5 oz. \$5.25

- Two-coat coverage
- Long-wearing formula



Expert Touch Lacquer Remover

Strong enough to remove even the darkest shades without staining the nail or skin. Also removes OPI GelColor.



Lacquer Thinner
2 oz. \$4.75



RapiDry Spray

Gives nail lacquer a smooth, hard, smudge-proof finish in just minutes.

2 oz. \$5.95
4 oz. \$9.95
32 oz. \$49.95



RapiDry Top Coat

Dries to a tough, long-lasting, non-yellowing, high-gloss shine in just minutes.

.5 oz. \$6.95
SALE! \$5.56



DripDry

Dries lacquer in five minutes while treating cuticles to soothing jojoba and Vitamin E.

.3 oz. \$6.75
1 oz. \$13.25
4 oz. \$30.95



Infinite Shine

- 1) ProStay Primer
- 2) Long-Wear Lacquers
- 3) ProStay Gloss

YOUR CHOICE
.5 oz. \$6.50



Nail Treatments

Natural Nail Strengthener
Natural Nail Base Coat
Ridgefiller
Gloss Top Coat
Matte Top Coat

.5 oz. \$5.25 SALE! \$4.20




Nail Envy

- Nail Strengtheners
- Original Formula
- Dry & Brittle Formula
- Sensitive & Peeling Formula
- Soft & Thin Formula

.5 oz. \$8.95

OPI Disposable Nail Files

46-ct. \$14.95 150/180



OPI GelColor .5 oz. \$17.95

- Cures in just 30 seconds under LED
- Custom brush for fast, polish-on application



Buy 27 Select OPI GelColors .5 oz.
GET ONE OPI DUAL CURE LAMP FREE!



*Actual shades shipped may differ

\$485.73

- Developed in partnership with LG
- Advanced engineering exclusive to OPI
- Works with all OPI light cured systems



Original or ProHealth™ Base Coat or Top Coat
.5 oz. \$17.95




Powder Perfection

- Faster, easier & odor-free
- Gel-like shine
- Weeks of wear
- Dries almost instantly
- No need to light cure
- Soak-off wrap removal

Powders
1.5 oz. \$22.95
4.25 oz. \$56.95




Base Coat, Activator OR Top Coat
.5 oz. \$9.95



OPI Brushes

Golden Edge or Golden Oval
#6 \$24.95

Artist Series 2-Piece Oval Acrylic Brush
#8 \$44.95



Avojuice Skin Quenchers

With smooth, rich moisturizers plus avocado and aloe extract
24 HOUR HYDRATION

8.5 oz. \$4.95 9 varieties
32 oz. \$17.50 available



SpaComplete

hospital-grade cleaner and disinfectant Gal. \$54.50



Expert Touch Removal Wraps

250-ct. \$24.95



ProSpa Manicure/Pedicure Trial Kit

- Soothing Soak 7.2 oz.
- Exfoliating Sugar Scrub 8.8 oz.
- Micro-Exfoliating Hand Polish 4 oz.
- Moisture Whip Massage Cream 8 oz.
- Advanced Callus Softening Gel 4 oz.
- Exfoliating Cuticle Cream .9 oz.
- Moisture Bonding Ceramic Spray 3.8 oz.
- Nail & Cuticle Oil .5 oz.

\$65.95

See Website for Details



ProSpa Dual Sided Foot File

80/120 Grit \$14.95



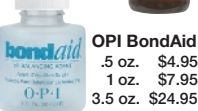
20-ct. Refills \$14.95

OPI BondEx

.25 oz. \$7.95
.37 oz. \$12.50
1 oz. \$22.50
3.5 oz. \$67.50



OPI BondAid
.5 oz. \$4.95
1 oz. \$7.95
3.5 oz. \$24.95



OPI Absolute Acrylic Intro Kit

- smooth application
- exceptional adhesion
- bubble-free results

\$49.95



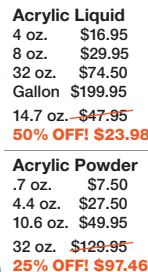
Acrylic Liquid

4 oz. \$16.95
8 oz. \$29.95
32 oz. \$74.50
Gallon \$199.95

14.7 oz. \$47.95
50% OFF! \$23.98

Acrylic Powder

.7 oz. \$7.50
4.4 oz. \$27.50
10.6 oz. \$49.95
32 oz. \$129.95
25% OFF! \$97.46



Available in 100 Iconic OPI Shades

OPI National Master Distributor - Wholesale Inquiries? E-mail: wholesale@premiernailsourcesource.com

FREE SHIPPING ON ORDERS OF \$69*

* Free shipping within contiguous USA on orders of \$69 or more; excludes oversized items as noted online and in our catalog.
Free shipping to Canada on orders of \$99 or more shipped in a single box weighing under 10 lbs.; excludes broker fee, taxes and duties.

PRICES VALID MARCH 1 THROUGH APRIL 30, 2019. WE ARE NOT RESPONSIBLE FOR TYPOGRAPHICAL ERRORS. PRODUCT IMAGES © 2019 OPI PRODUCTS, INC.



THE ORIGINAL

Premier Nail Source

"The Nail Tech's Best Friend"

TM

premiernailsourcesource.com
1-800-727-1119

AMERICANAILS.COM
MARCH-APRIL PROMOS

TechGlow™

LED TABLE LAMP
WITH USB PHONE CHARGER

\$99.95
EVERYDAY LOW PRICE!

- Attractive Modern Design
- Brushed Aluminum Finish
- Sturdy Chrome Base
- Adjustable at Two Joints
- UltraBrite™ LED Technology
- Built-In USB Phone Charger
- 84 LED Beads - 10 Watts



FlexiLamp™

LED TABLE LAMP

\$49.95
BEST SELLER!



FlexiLamp™ TOUCH

LED TABLE LAMP

\$39.95

- Attractive Modern Design
- Brushed Aluminum Finish
- 3-Level Dimmer with Touch Sensor
- FlexiArm™ Easily Bends 180 Degrees
- Removable Table Clamp
- 300 Lumens of Bright White LED Light
- Plugs into USB Port or Standard Electrical Outlet



PowerCure™

CORDLESS DUAL CURE LAMP
with USB 2A Output

- Built-In Battery Also Powers PowerFile USB E-File
- Acetone Resistant Finish
- Removable Magnetic Base for Toenail Curing
- Three Timer Settings
- Sensor Activated

\$149.95



BUY ONE
POWERCURE
CORDLESS
DUAL CURE
LAMP,
GET ONE
PORTABLE
POWERFILE
USB E-FILE
FREE!

PowerFile™

USB E-FILE

- FWD & REV OPERATION
- ADJUSTABLE SPEEDS UP TO 25,000 RPM
- FREE BONUS! 2 SANDING BANDS, 4 BITS, AND A HANDPIECE CRADLE



FREE!
\$99.95
VALUE

CONNECTS TO
POWERCURE LAMP
FOR PORTABLE USE

FastFoils™

FOIL WRAP • COTTON PAD • PURE ACETONE

One Step
Gel Polish
Removal



500-CT. BOX
\$24.95

BUY 1
GET 1
FREE!

For quick, easy removal of nail polish, gel polish, hard gels, dip powders, acrylic enhancements and fiberglass wraps.

SILICONE TRAINING MAT



- EXCELLENT ACRYLIC NAIL LEARNING TOOL
- PERFECT YOUR PRODUCT CONSISTENCY
- MULTIPLE SKILLS & COMPETENCIES
- PROTECTS DESK SURFACE
- ROLL-UP & GO!

\$14.95

ProGlo Plus™

DUAL CURE LAMP



SAVE
\$30

- CAN BE POWERED BY A PORTABLE CHARGER (NOT INCLUDED)
- SENSOR ACTIVATED
- DIGITAL TIMER DISPLAY
- EASY ENTRY OF HANDS OR FEET
- UP TO 50,000 HOUR LIFETIME

\$49.95

STAINLESS STEEL PEDICURE FILE

Sanitizable Handle



Replacement Strips 20-ct. \$3.95

JUMBO PEDICURE RASP

EXTRA LARGE SURFACE
REMOVES THICK CALLUSES



\$4.95

TREX™

Top Coats, Base Coats, Cuticle Oils and MORE!



NO CLEANSE FORMULA

GEL POLISH TOP COAT



.5 oz. \$4.95
8 oz. Refill ONLY \$49.95

FAUX KOLINSKY™

ACRYLIC BRUSHES



- SYNTHETIC KOLINSKY SABLE BRISTLES
- LIGHTWEIGHT NATURAL BAMBOO HANDLES
- EXTRA SMOOTH APPLICATION
- SIZES 8, 10 & 12 OVAL - \$6.95 EA.
- SIZE 16 ROUND - \$7.95
- SIZE 18 ROUND - \$8.95
- SIZE 20 ROUND - \$9.95

PROFESSIONAL NAIL TIPS

500-ct. with FREE TIP SLICER \$9.95



FREE!

Trapper Clipper
Tip Slicer

ERGONOMIC ARMREST

Ergonomic design for enhanced client comfort. Removable silicone pad for quick and easy sanitation.



ONLY \$6.95

ProSeries E-File Bits

Diamond - \$4.95
Ceramic Carbide - \$19.95
Tungsten Carbide - \$17.95



SAVE \$5

See Complete Selection Online

PREMIUM SANDING BANDS

BROWN
100-ct. \$4.95
1,000-ct. \$44.95
ZEBRA
100-ct. \$6.95
1,000-ct. \$59.95



SMOOTH 'N SEXY™

WAX APPLICATORS



BUY 1
GET 1
FREE!

EPILATING ROLL

2.75" 110 yds. YOUR CHOICE!
EXTRA WIDE ROLL 3.5" 100 yds. \$14.95 \$11.96



SAVE 20%

BODY STRIPS
100-ct. 3"x9"
\$4.95 \$3.96

WAX WARMER WITH FREE WAX

Variable Temperature Control
Locking Safety Lid
All-Purpose Honey Wax 14 oz.



ONLY \$29.95

FREE!

RAPIDCURE™

36W UV Tunnel Lamp



\$69.95 \$49.95

SAVE \$20

9 Watt UV Bulb \$4.95

RAPIDCURE™

24W LED Tunnel Lamp



\$149.95 \$69.95

SAVE \$80

LED+UV Bulb Strip \$19.95

WHITE LIGHTNING™

48W DUAL CURE LAMP



\$199.95 \$99.95

SAVE \$100

CURES BOTH UV AND LED GEL POLISHES

RAPIDDRY™

Nail Dryer \$69.95



• Auto On/Off

• Powerful Twin Fans

• Hot/Cold Function

• Easy Entry for Hands or Feet

SPA FIZZ™

BUBBLE BOWL



WITH FREE 10-CT. MANICURE BALLS

ONLY \$19.95

SPA FIZZ™

MANICURE BALLS 10-CT. OR PEDICURE TABS 5-CT.



SAVE 50%

ONLY \$1.00

ORDERS PLACED BY 2 PM ARE GUARANTEED TO SHIP THE SAME DAY!

FREE SHIPPING ON ORDERS OF \$69*

* Free shipping within contiguous USA on orders of \$69 or more; excludes oversized items as noted online and in our catalog. Free shipping to Canada on orders of \$99 or more shipped in a single box weighing under 10 lbs.; excludes broker fee, taxes and duties.

PRICES IN THIS AD VALID MARCH 1 THROUGH APRIL 30, 2019. AFTERWARD PRICES SUBJECT TO CHANGE WITHOUT NOTICE. WE ARE NOT RESPONSIBLE FOR TYPOGRAPHICAL ERRORS.



THE ORIGINAL

Premier Nail Source

"The Nail Tech's Best Friend"

premiernailsource.com

1-800-727-1119

NOUVEAU NAIL
PROFESSIONAL
USA

MARCH-APRIL PROMOS

City Lights™

Dip'n
Sculpt™OPEN
STOCK
POWDERS.75 oz. \$9.95
\$4.98.75 OZ.
50%
OFF!

.125 oz. \$2.50



GET STARTED

NOUVEAU NAIL STARTER KITS

\$19.95 EACH



- ONE-STEP DUAL CURE GEL SYSTEM
- ADVANCED RETENTION ACRYLIC SYSTEM
- QUICK DIP ACRYLIC SYSTEM
- ADVANCED FORMULA WRAP SYSTEM

PREP

Extra Strength Primer

Pure Acid or Acid-Free Formula

.25 oz. \$4.95

20% OFF \$3.96




Defense Anti-Spray™

REFRESHING MINT OR SOOTHING VANILLA

8 oz. \$6.95

\$4.95



FINISH

Air Seal™

Gel Effect Top Coat

.5 oz. \$4.95

BUY 1 GET 1 FREE!



Glass Seal™

Air dry sealer leaves a glass-like finish over enhancements.

.5 oz. \$4.95

2.5 oz. \$14.95

2.5 OZ. BUY 1 GET 1 FREE!



Super Seal™

UV/LED Gel Sealer

.5 oz. \$9.95

\$6.95

SAVE \$3



Pro Pack (4 oz. + .5 oz.)

\$49.95 \$39.95

SAVE \$10



ENHANCE

One-Step Dual Cure Gels

Easy application, glossy finish and unmatched strength and durability. Cures quickly under UV or LED light.

.5 oz. \$9.95

1.75 oz. \$34.95 \$19.95



SAVE \$15


Advanced Retention Nail Liquid

- prevents yellowing
- primer-optional

8 oz. \$19.95

32 oz. \$49.95

SALE! \$39.95



Advanced Formula Sculpting Powders

Triple sifted acrylic powders combine the adhesion properties of a hard polymer with the flexibility of a soft polymer.

.75 oz. \$5.56

2 oz. \$9.56

4 oz. \$15.96



14 VARIETIES AVAILABLE

Triple sifted acrylic powders combine the adhesion properties of a hard polymer with the flexibility of a soft polymer.

SAVE 20%



Advanced Formula Resin

Ultra-Pure Formula

1 oz. \$9.95

BUY 1 GET 1 FREE!



Super Fast Set Activator Spray

Low Odor 2 oz. \$4.95

Formula 8 oz. \$9.95

BUY 1 GET 1 FREE!



PUR Tea Tree Oil

.33 oz. \$6.95 \$4.95

12-ct. Display \$49.95



TIPS & FORMS

PROFESSIONAL TIPS

500-CT. PLUS FREE LINE ELIMINATOR 2.5 OZ. \$19.95



DUAL SHAPE FORMS

300-CT. \$6.97 SAVE 30%

SALE! ONE SIDE SQUARE, ONE SIDE OVAL HANDY DISPENSER BOX



BRUSHES

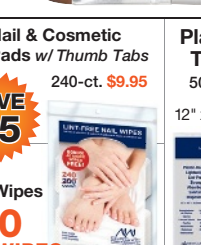
MASTER COLLECTION KOLINSKY BRUSHES

\$19.95 \$12.95

Acrylic Sculpting Brushes (Size 6, 7 or 8)



Gel Brushes Square or Oval



ABRASIVES

ULTRA-PREMIUM WASHABLE FILES

Curvy, Sandy & Spongy Files



\$0.69 EACH

SANDY™



IMPLEMENTS

TITANIUM TOOLS WITH LIFETIME GUARANTEE

Ingrown Nail File or Pusher/Cuticle Knife \$9.95



Precision Double Spring Nipper \$19.95

Stork Scissors or Slant Tweezer \$6.95



ORDERS PLACED BY 2 PM SHIP THE SAME DAY!

DIAMOND
HEEL
SMOOTHER™

\$9.95

BUY 1
GET 1
FREE!

FREE SHIPPING ON ORDERS OF \$69*

* Free shipping within contiguous USA on orders of \$69 or more; excludes oversized items as noted online and in our catalog.

Free shipping to Canada on orders of \$99 or more shipped in a single box weighing under 10 lbs.; excludes broker fee, taxes and duties.

PRICES IN THIS AD VALID MARCH 1 THROUGH APRIL 30, 2019. AFTERWARD PRICES SUBJECT TO CHANGE WITHOUT NOTICE. WE ARE NOT RESPONSIBLE FOR TYPOGRAPHICAL ERRORS.





WINNERS CIRCLE

There was no shortage of nail art inspo to be seen on the 2019 Grammy Awards red carpet. To be sure, there was a manicure fit for every nail fan, from short and sweet, à la Anna Kendrick, to long and glittery as seen on Dua Lipa. Here, a few of our favorite Grammy nail looks that struck all the right notes.


DUA LIPA

Best New Artist winner Dua Lipa sported an eye-catching manicure courtesy of Kimmie Keyees (@kimmiekeyees). She achieved the glitzy, textured effect by layering gray Defy & Inspire Gauntlet and glitter Crazy Kind of Beautiful before topping the nails with a liberal sprinkling of loose silver glitter and various silver and gold charms.




H.E.R.

Complementing her sparkling Coach jumpsuit, double Grammy winner H.E.R. displayed some self-love with a unicorn chrome mani by Chaun Peth (@chaunlegend) inscribed with her name in purple glitter block letters.




ANNA KENDRICK

The dainty feathers in presenter Anna Kendrick's pink Ralph & Russo mini dress provided the inspiration for her manicure by Michelle Saunders (@michellesaundersjames): two coats of shimmering white Essie Gel Couture Lace Is More topped with First View, Pink Diamond and No Place Like Chrome brushed onto the nails in featherlike strokes using a small fan brush.



ANDRA DAY

The finishing touch to Andra Day's purple feather-trimmed ensemble? An animal print manicure by Kait Mosh (@kaitmosh), of course! To achieve the look, she applied two coats of OPI GelColor Let Me Bayou a Drink, and then painted a cheetah-print pattern on the nails with Lavendare to Find Courage; Ink; Show Us Your Tips!; and Tinker, Thinker, Winker? before affixing a gold cross charm to each ring finger.



BEBE REXHA

To complement Bebe Rexha's frothy red gown, Barbra Warner (@barbarawarner) created a sheer cherry ombré manicure using OPI Big Apple Red and Chrome Effects Tin Man Can, finishing the look with pearl and rhinestone accents.

gelish®
POLYGEL®



NATURAL
CLEAR
SHEER

POLYGEL® ENHANCEMENT

60 g - 2 Oz. Net Wt.

NAILS
readers' choice
awards
2018 WINNER

2018
READERS
CHOICE
NAILPRO

DON'T BE
FOOLED,
THERE IS
ONLY ONE
GELISH®
POLYGEL®!

The first, the best,
PolyGEL® is one of a kind.
Experience the future of nail
enhancements today.

- PATENT-PENDING FORMULA
- ODOR-FREE
- NO CHASE, EASY APPLICATION



PATENT PENDING TECHNOLOGY

Visit gelish.com for product information, videos and more

714. 773. 9758 • Made in the USA



AVAILABLE at:



licensed to create.



CND and SHELLAC LUXE are trademarks and SHELLAC and VINYLUX are registered trademarks of Creative Nail Design, Inc. ©2019 Creative Nail Design, Inc.
Nail artist: Mette Steenberg.

CND®

YES, I DO

BRIDAL COLLECTION

Illuminate the aisle with classic colors.

NEW ROMANTIC SHADES.



CND®

MATCHING SHADES
LASTING WEAR+SHINE
EASY REMOVAL
100+ COLORS

