

For the L♥VE of nails!



9.23.18

Sacramento Convention Center
Sacramento, CA

Show Hours: 9:00 a.m. - 4:30

Advance Ticket Prices:

- \$25 for a single
- \$20 each for 2 or more
- \$15 for students

Purchase tickets at
nailproevents.com/sacramento

Keep your nail-game *fresh* with over 20 Technical Educational classes.

Shop the latest innovative products and your nail *must-haves*.

Win a NAILPRO Sacramento Swag Bag Raffle!

Mix, Mingle and Share with your peers and industry influencers.

Infants, infants in strollers or children under 12 years of age are not permitted on the show floor.

July 2018 • \$5.00 • Volume 28, Number 7 • nailpro.com

NAILPRO

PERFECTLY
POLISHED

Insider Tips for a Flawless Gel Manicure

THE OF BOTH



**2017
BEST
SOAK-OFF
GEL POLISH**

NAILS • NailPro • Launchpad



COLOR SHOWN:
FLAMINGO FLOAT



Gelish.com | Morgan
714. 773. 9758 • Made in the USA

BEST WORLDS

MORGAN
TAYLOR®
Nail Lacquer
Esmalte de Uñas
Nagellack

**2017
BEST
NAIL
LACQUER**

NailPro • Launchpad

MORGAN
TAYLOR®
Professional Nail Lacquer
Vernis à Ongles | Esmalte de Uñas
Nagellack

AVAILABLE at:



Cosmo Prof.



Armstrong
McCall.

licensed to create™



morgantaylorlacquer.com

©2018 Nail Alliance, LLC. HM-8474



AVAILABLE AT AUTHORIZED DISTRIBUTORS, OR CONTACT US FOR MORE INFO 818.994.1001



ORLY® GELFX®

ESSENTIALS

Equip your toolbox with power players. Each GELFX Essential has their own specialty, ensuring you have everything you need for flawless, long lasting, high shine manicures every time.

EASY-OFF BASECOAT

It's that easy! Our GELFX Easy-Off Basecoat is formulated with EZR Technology, reducing soak-off time to 5 minutes, cutting removal time in half.

BODYGUARD SOAK-OFF GEL OVERLAY

Guard. Protect. Strengthen. Our GELFX BODYGUARD is an all-in-one soak-off gel overlay featuring the iconic ORLY bottle for quick, easy application without the sticky mess.

GEL NAIL COLOR

Pick a shade, any shade. Our GELFX gel nail color is available in 130+ shades, giving you plenty of options and variety from classics to on-trend shades.



orlybeauty.com/pro






Nail Care Products

MADE IN U.S.A. 

PERFECT MATCH™

Coming Summer 2018



Adam is one of the vital members of our production team here at HQ. We love how their individual contributions combine with teamwork.

We manufacture and fill our own product, and Adam runs the autofill line in the warehouse at Light Elegance HQ. If the labels get slightly crooked, the line stops. When the capper doesn't cap, Adam is on it right away to keep production moving smoothly. From the first drop in our factory to your station, quality control is of utmost importance to us—and to everyone in the tight knit community in our warehouse. So there's a little bit of Adam—a little bit of all of us—in every Light Elegance product you use.

COMMUNITY



Grab your board and drop in for "Surf City," this summer's hot, bright, gnarly collection from Light Elegance. Cowabunga!

BE FEARLESS
CCPL1219

LIMITLESS
CCPL1214

ATOMIX™

NEON COLOUR COLLECTION

PIGMENTS THAT EMPOWER!

Empowerment is a process by which a person becomes an agent of change. It's living with purpose and a "Can Do!" attitude. Consider this collection as the catalyst for you to start changing the world and filling it with explosive color.

AGENT OF CHANGE
CCPL1215

LIVE YOUR DREAM
CCPL1216

WOW THE WORLD
CCPL1218



cuccio colour™

PROFESSIONAL NAIL LACQUER & VENEER SOAK OFF GEL COLOUR

ALL CUCCIO ATOMIX™ NEON COLLECTION COLOURS ARE AVAILABLE IN
EXACT MATCHING SHADES OF LACQUER AND SOAK OFF GEL

MAKE A DIFFERENCE
CCPL1217

cuccio™



SHE ROCKS
CCPL1213

PRETTY AWESOME
CCPL1212

16-PIECE COUNTER DISPLAY - CCPD1076

FACEBOOK.COM/CUCCIOSPA
#ATOMIXNEON INSTAGRAM @CUCCIOCOLOUR



TO PURCHASE CUCCIO COLOUR CALL, FAX OR ORDER ONLINE AT:
TEL: 661.257.7827 TOLL-FREE: 800.762.6245 FAX: 661.257.5856 cuccio.com



THE FUTURE OF GEL POLISH

SAVE
15 MINUTES*
PER SERVICE

10x FASTER*

READY TO REMOVE
IN 60-SECONDS



65 SHADES

14+ DAY WEAR



2-STEP APPLICATION

NEW

CND™
SHELLAC LUXE™

July 2018




FEATURES

54 TOTALLY TUBULAR A complete introduction to the newest nail enhancement innovation: "tube" gels. BY TRACY MORIN

58 THE RULES OF ENGAGEMENT Nine guidelines to help you become the master of your social media domain. BY KARIE L. FROST

64 FANTASTIC FOUR The industry's most distinguished techs share their most memorable moments in nails. BY FRANCESCA MOISIN

68 20 TIPS FOR FLAWLESS GEL MANIS Provide impeccable gel services with advice from the industry's leading pros. Plus, check out the current crop of must-have colors!



COVER CREDITS

Nails: Shelena Robinson & Heather Reynosa, CND; Photography: Cory Sorensen, corysorensen.com; Makeup: Johnny Saade; Hair: Christophe Saluzzo; Model: Alyona Korinchuk, Hollywood Model Management; Digital Imaging: Art Vasquez, RP Digital.

Check out the behind-the-scenes video of our cover shoot at nailpro.com/videos/behind-the-cover.



IN EVERY ISSUE

- 14 EDITOR'S NOTE
- 16 CREATING THE COVER
- 18 TIP OFF
- 38 PORTFOLIO
- 82 HAPPENINGS
- 84 MARKETPLACE
- 85 TEST YOURSELF
- 86 AD INDEX

42



18



©2018 OPI PRODUCTS INC. • CALL 800.829.4422 OR VISIT OPI.COM.

THAT MOMENT
WHEN YOU...

Make it
ICONIC

#MAKEITICONIC




BIG APPLE RED —

one of 10 **iconic** shades available in Nail Lacquer, Infinite Shine, GelColor & Powder Perfection
opi.com • share your iconic moment #MAKEITICONIC #COLORISTHEANSWER



O·P·I

#1 SALON BRAND WORLDWIDE



NAILING DIGITAL

CHECK OUT THIS MONTH ON NAILPRO.COM

COLUMNS

42 POLISHED LOOK | CHASING RAINBOWS

Prismatic colors shine brightly on the runways and inspire nail looks by Jessica Tong-Ahn. BY KARIE L. FROST

44 WORKSHOP | ART ATTACK

Troubleshooting tips and tricks for combatting nail art mishaps. BY DINA CICCARELLI

48 NAILSPIRATION | SPICE MARKET

Bold patterns inspire tips by artist Sabella Snyder.

50 TECH SUPPORT | WHY ARE NAIL COMPETITIONS IMPORTANT?

NAILPRO Competition sponsors share how competing can benefit your nail career.

52 SAVVY SALON | SOUTHERN SWINGS NAIL BAR & SPA

Owner Brandi Holstead welcomes NAILPRO to her Southern-chaired salon in New Orleans.

74 NAIL CLINIC | UNCOMFORTABLY NUMB

Get the facts about carpal tunnel syndrome, and learn what to do if you experience symptoms. BY VIRGINIA PELLEY

78 PRO TALK Master one-color dip application with Revel Nail Dipping Powders, and create bright and colorful nail art using the neon Atomix collection from Cuccio Pro Powder Polish Dip System. BY DINA CICCARELLI

96 HOLLYWOOD FILE | HOLY CHIC

The best Essie nail looks from the 2018 Met Gala. BY LOTUS ABRAMS

DEAR ME

nailpro.com/nail-techs-reveal-best-advice-for-younger-selves

Thirteen nail pros look back on the advice they wish they knew when they were starting out.



TIPS AND SIPS

nailpro.com/advanced-wear-manicure

Check out 10 of the best manicure and cocktail combos, courtesy of ibd Advanced Pro Lacquer.

STORY TIME

nailpro.com/how-to-instagram-stories

Learn how to build your brand and connect with clients using the industry's top social media platform.



UNDER THE SEA

nailpro.com/nail-art-tutorial-under-the-sea

Nail artist Amy Tran shares her how-to for an adorably ocean-approved design.

NAILPRO Vol. 28, No. 7, July 2018 (ISSN 1049-4553) is published monthly by Creative Age Publications, Inc., 7628 Densmore Ave., Van Nuys, CA 91406-2042. Subscriptions: US \$24 per year; Canada \$60 USD; other international \$80 USD. Periodicals postage paid at Van Nuys, CA, and additional mailing offices. POSTMASTER: Send all UAA to CFS; non-postal and military facilities: send address corrections to NAILPRO, P.O. Box 460159, Escondido, CA 92046-0159.

Sunshine

SUMMER 2018



- 10 FREE FORMULA formulated without formaldehyde, formaldehyde resin, dibutyl phthalate, toluene, camphor, TPHP, parabens, xylene, ethyl tosylamide and lead
- LONG-WEARING COLOR 7-10 Days of wear on natural nails
- VEGAN FRIENDLY
- HUGE COLOR PALETTE over 300 shades

ZOYA.

FOR INFORMATION
CONTACT YOUR LOCAL DISTRIBUTOR OR
1.800.659.6909 | zoya.com | [@zoyanailpolish](https://www.instagram.com/zoyanailpolish)

© 2018 ART OF BEAUTY INC. ALL RIGHTS RESERVED.



1 EYE ON ...
Gena del Portillo (@i_heart_nailart) has taken Miami's nail world by storm—and has me doing some serious hearting on IG with her amazingly realistic 3-D and hand-painted designs.

ON MY RADAR

LONG WEAR AND LASTING TRENDS
INSPIRE NP'S EXECUTIVE EDITOR
STEPHANIE YAGGY LAVERY.

Summer days are punctuated by hot nights and bold brights—and whether traipsing through the sand or sporting haute hues, those pops of color require some serious staying power. That means long-lasting, chip-free wear *and* a palette that stands the test of time. Offer clients a more permanent approach to color this season with hybrid lacquer, dip services or gel polish. Need more inspiration? Check out “20 Tips for Flawless Gel


Manis” (p. 68) for some tech-tested advice and the hottest summer gel polish hues.



4 BACK STAGE
CND education ambassadors Shelena Robinson and Heather Reynosa lend their creative spirit to this month's cover—complete with behind-the-scenes tip treasures and entertaining antics! «Creating the Cover, p. 16»




6 AGELESS BEAUTY
The deeply moisturizing Chuda Healing Hydrating Cream is formulated with centuries-old, skin-healing Remede Compound for smooth, supple and radiant skin—I slather it all over my hands and face! «Chuda Healing Hydrating Cream, chudaskincare.com»



7 MY MANICURE
Sometimes a great nail shape with a swipe of bold color is all you need to feel super chic. My summer tips are the work of Tiffany Frazier (@fraznails) at Sugar & Co. Nail Parlor in Sherman Oaks, California.



3 LIPS & TIPS
Just like chipping tips, flaking lips are a serious beauty no-no. POPBeauty has partnered with #POPettes (i.e., influencers) to create new shades of its long-wear, velvet-matte Permanent Pout for full-coverage color that won't budge. «POPBeauty Permanent Pout Go-Getter, popbeauty.com»



5 HAND JIVE
NP assistant editor Dina Ciccarelli and I took a ride back in time to Rydell High (in the actual Scorpions car from the “Thunder Road” scene!) courtesy of the limited-edition OPIxGrease collection.



8 PEACH PERFECT
You had me at Bellini: Sweet and frothy orange hues get me giddy, and these gel polishes are ideal for summertime tips and toes! «ibd Just Gel Polish Pinkies & Cream (glitter peach) and Glow Up (coral), ibdbeauty.com»

INNOVATIVE TOOLS *for* TODAY'S MULTITASKING
BEAUTY PROFESSIONAL



Positioned *for* PROFIT & Performance

Featuring the Prolific™ Nail Files



Natural Wood White 240 grit

- Made of durable natural wood core
- Can be used to speed up the soak-off gel removal process by etching the surface of the gel prior to applying soak-off solution.

Natural Wood Garnet 180 grit

- Made of a durable natural wood core
- Used for smoothing edges and shaping nails.

Boomerang Zebra 180 grit

- Shapes nail
- The curved shape allows for closer work in cuticle area.

Extra Heavy Zebra 180 grit

- Long lasting abrasive
- The superior abrasive on this file is for shaping natural or gel-polished nails.

Extra Heavy Black 100 grit

- Leaves no color residue
- This professional file helps file down the length of acrylics and nail tips with ease.

Heavy Black 100/180 grit

- This great two-sided file features 100 grit side used to file acrylic nail extensions for a thinner consistency and a 180 grit side to shape and smooth nails.

Extra Heavy Black 240 grit

- Leaves nails with a smooth finish
- This professional file is exceptional for shaping wraps, gels or natural nails.

Sanitizable White 80 grit

- Sanitizable – designed for acrylic nails
- This professional file is especially a great tool for filing down the length of acrylic and nail tips.

Sanitizable Red Tiflon 80 grit

- Sanitizable – leaves no color residue
- This file is a great tool for shaping rough edges and adjusting length on artificial nails.

Sanitizable Yellow Teflon 240 grit

- Sanitizable
- This professional file is great for shaping wraps, gels and natural nails to achieve the best results.

Tri-Side Buffer

- Leaves nails with a smooth finish
- This buffer features three surfaces to smooth, buff and shine nails.

All nail files are individually wrapped.

AVAILABLE

Exclusively at  **SalonCentric™** and



STATE | RDA
BEAUTY SUPPLY | PROMART



LEARN MORE
about the cover
nails and the artists
behind them at
[nailpro.com/videos/
behind-the-cover!](http://nailpro.com/videos/behind-the-cover!)

Sand & Stone



If you've ever drooled over some of the awe-inspiring nail work that's come out of New York Fashion Week, then you're no doubt familiar with dynamic duo Shelena Robinson and Heather Reynosa. The pair of CND education ambassadors take an almost scientific approach to nail design artistry: They weigh the length of the nail bed; measure the influence of the design across all 10 nails; and think about color, composition and style before diving in. To create our cover look, the pros started by extending the model's already glorious nail plates with acrylic just for some added length. Then, they utilized the brand-new addition to the CND product family: Shellac Luxe. The newest iteration is a two-step system (no base coat needed!) that provides not only luminous shine and 60-second removal (what?!), but it can also be used to create nail art—as seen in the 3-D pebble design running the length of a few tips. From the hot pink hue to the various art techniques (loving the sugared white accents), Reynosa and Robinson proved to be true creative masters. But if you think that means behind-the-scenes was all business, think again. These artists were all smiles and big laughs, from their music selection ('90s rap, anyone?) to their interview (which had the entire crew in hysterics)—a winning combination for this summer cover for sure.



MULTIPURPOSE POWDER Sculpting Powder played dual purpose in this set: for lengthening the nails and as an art element for a flocking/sugaring technique.

+Kit Essentials

- CND Performance Forms
- CND Perfect Color Sculpting Powder in Warm Pink
- CND Retention+ Liquid
- CND Shellac Luxe
- CND Retention+ Sculpting Powder in Bright White



LUXE APPEAL Shellac Luxe not only includes some of the most iconic Shellac shades, but it also includes 15 of its own exclusive colors!

TIP OFF

BUSINESS | TRENDS | NEWS | PRODUCTS | BY LOTUS ABRAMS



See more of
Olivia Munn's
nail look on
page 96!

NEWS

DIVINE INSPIRATION

Easily living up to its reputation as “fashion’s biggest night out,” the 2018 Met Gala did not disappoint. Celebrities, fashion designers and other A-listers who were lucky enough to snag an invite to the annual fundraising bash for the Metropolitan Museum of Art’s Costume Institute in New York dressed in their “Sunday best,” decked out head to toe in custom creations invoking this year’s theme, “Heavenly Bodies: Fashion and the Catholic Imagination.” Nail techs got into the holy spirit as well—from cross-encrusted to hand-painted, there was no shortage of nail art to be seen. Check out some of our favorite nail looks from the star-studded evening. >>>>

TRIPLE V VITAMIN™

Triple Vitamin products encourage healthy nails. Infused with Vitamin B5, D, & K they never contain harsh solvents.



20

New brights and glitters coming soon!



Problem Free, Worry Free,
Tear Free Dip System.
No Buffing Required.



Triple the Vitamins,
Triple the color.
Dip, Gel, & Polish
that match!



www.triplevitamin.com | 85 Colors | Vitamin Dip starter kits Now Available!

TIP OFF





Cardi B The rapper hit the red carpet in a creamy hand-beaded Moschino confection (reportedly weighing 30 pounds) that was fit for a renaissance queen—and her royal baby bump. Meanwhile, under those gem-covered gloves she wore a pearl- and Swarovski crystal-encrusted manicure by Jenny Bui—no nail surface area left untouched!




Blake Lively After seeing how well she nailed this year's Met Gala theme, we've got a serious girl crush on Blake Lively. Her custom red wine Versace gown with jeweled bodice and gold-embroidered train reportedly took 600 hours to make and required a party bus to transport, and her diamond-studded halo and \$2 million worth of Lorraine Schwartz jewelry provided plenty of sparkle. But what really sealed the deal for us was her custom red chrome Kiss mani embellished with Swarovski crystals created by Elle (@enamelle). The design, which even incorporated the underside of the nails, was inspired by stained glass windows.



Priyanka Chopra We're more than a little obsessed with actress and singer Priyanka Chopra's oxblood velvet Ralph Lauren gown, which was topped off with a gold beaded hood that the designer said took more than 250 hours to create. Perfectly complementing the look was Chopra's glittering manicure, courtesy of Pattie Yankee (@pattieyankee). "I used [Zoya Nahla polish] to create Priyanka's 'naked glitter' look that became an extension of her chunky gold glitter body makeup," Yankee shared on Instagram.



Rihanna "Pope" Rihanna brought devout fashion fans to their knees with her glittery Maison Margiela papal dress and mitre headgear, but who could ignore her manicure? Maria Salandra (@redhotnails) created an aged effect on the nails using chrome pigment topped with Tammy Taylor Into the Matte, and then embellished them with Swarovski crystals secured with Après Diamond Gel.





Selena Gomez The angelic Selena Gomez accessorized her sheer custom Coach gown with a dazzling metallic mani by Tom Bachik (@tombachik), who achieved the look using a custom blend of OPI A Mirror Escape and Top the Package With a Beau.





Nicki Minaj Rapper Nicki Minaj was ready to raise a little hell on the red carpet in her devil-inspired Oscar de la Renta gown and red-and-black ombre manicure embellished with crystal crosses by Naomi Yasuda (@naominailsnyc).




((SELENA GOMEZ) GETTY IMAGES/GEORGE FIMENTEL; DIA DIPASUPAL/WIREIMAGE; (NICKI MINAJ) GETTY IMAGES/DIA DIPASUPAL/WIREIMAGE; (CYNTHIA ERIVO) GETTY IMAGES/NEILSON BARNARD; GETTY IMAGES/SEAN ZANNI/PATRICK MCMULLEN; (ARIANA GRANDE) KARWAI YANG; NATALIE MINERVA

Ariana Grande Singer Ariana Grande channeled the Sistine Chapel on the red carpet with a Vera Wang ball gown inspired by Michelangelo's "Last Judgment" and nails by Natalie Minerva (@nail_swag). "I thought we should go with a classic Italian vibe, so gold was a must," Minerva says. "I had custom Sistine Chapel decals printed by Cha Cha Covers, and created a golden frame like a classic painting in a museum using 24-karat gold chrome powder and gold Japanese lace and border stickers."



Cynthia Erivo British actress and singer Cynthia Erivo's intricately embellished nail look—painstakingly created by Gina Oh (@ohriginails)—was one of the most talked-about of the evening. An illustration inspired by Michelangelo's Sistine Chapel painting "The Creation of Adam," reinterpreted with two black women, covered three nails, while the others featured tiny multicolor crystals and gold baubles, miniature religious portraits and even a dangling rosary chain.



TIP OFF

PRODUCT

PEACE OF MIND

The hustle and bustle of a busy nail salon can sometimes feel overwhelming, but you can create a calming atmosphere reminiscent of a luxurious spa by simply incorporating a few thoughtfully selected products designed to relax the body and soothe the senses. Offer clients a small escape with a scented candle, banish stress with a cooling eye mask or pamper skin with ultra-moisturizing collagen gloves. Here are a few of our top picks for transporting your guests to a state of bliss.



1. **BCL** Ultrasonic Mist Diffuser, bclspa.com 2. **Jaded Candle** Coconut Lime Vervena, jadedcandle.com 3. **Farmhouse Fresh** The Herbal Farmpress, farmhousefreshgoods.com
4. **Voesh** Collagen Gloves, voesh.com 5. **CND Spa** Cucumber Heel Therapy, cnd.com 6. **Rosy Rings** Yuzu & Wild Palm Petite Oval Botanical Candle, rosyrings.com
7. **Orly** Argan Oil Cuticle Drops, orlybeauty.com 8. **Qtica** Eucamint Moisture Mask, qtica.com

standout creativity **ahead of the curve...**

essie introduces
gelcouture
new avant-garde collection

luxurious longwear

gel-like color & shine in an
easy 2-step system.

step 1:
innovative
couture
color

step 2:
impeccable
gel-like
shine

step 1: nail color

platinum
grade finish
step 2: top coat



6 limited edition shades.
100 gel couture shades in all.
gentle removal.



America's nail salon expert. since 1981.

#gelcouture
#essielove
explore more
@ essie.com



Professional single-use nail care essentials used by top spas and salons all over the world.
The Difference is in the Details!

Try our
100% Pure
Cotton Coil
& Pedicure
Toe Rope



FREE
SAMPLE BOOK
www.intrinsics.net



TIP OFF

SERVICE KIDS ZONE

Grownups aren't the only ones who enjoy indulging in spa manicures and pedicures; even pint-size princesses need a little pampering now and then. Whether its at a child-centric business, like Milk & Cookies Kids Spa and Salon in New York, or a salon geared toward adults, servicing kids can help boost revenue, as well as build lasting relationships with your community, according to Cindy Feldman, founder and owner of Progressions Salon Spa in North Bethesda, Maryland, which has been open for nearly 34 years.

"We're primarily an adult salon, but we also offer children's services because we know that they're going to grow up one day and embrace Progressions as a brand that they'll be familiar with throughout their lives," she says. Not sure if adding kids services to your nail menu is the right move? "Talk to your clients to find out what would be useful in your market and what will make you money," says Milk & Cookies co-owner Teychenne Whitley. If you're ready to dive in, here are a few tips for catering to kids. >>>>



Kiddie clients enjoying services at Milk & Cookies Kids Spa and Salon in New York.



PRETTY CUTE POLISH
Ella+Mila Mommy & Me lacquers in Melonade (red) and Twinkle Twinkle (glitter); Piggy Paint in Glitter Bug.

COURTESY OF INSTAGRAM: KASHEEF WILLIAMS/
MILK & COOKIES; BROOKS AYOLA



Geláze
china glaze®



-  KILL THE LIGHTS
-  A WHOLE LATTE FUN
-  BARE ATTACK
-  NOTE TO SELFIE
-  GIVE ME S'MORE
-  CHALK ME UP
-  A WALTZ IN THE PARK
-  MY SWEET LADY
-  THAT'LL PEACH YOU
-  CASUAL FRIDAY
-  UNDER THE BOARDWALK
-  HIGH STANDARDS
-  CHROME IS WHERE THE HEART IS
-  MOMENT IN THE SUNSET

14 NEW SHADES

More of the colour you love, now as long-lasting gels.
We've added our best-selling China Glaze hues to our high-shine Gelaze line.
Discover all 14 new shades today!



Join our beauty network: chinaglaze.com | [#liveincolour](https://www.instagram.com/ChinaGlazeOfficial) | [@ChinaGlazeOfficial](https://www.instagram.com/ChinaGlazeOfficial)

CHANGE THE WAY YOU SHAKE!

PROFESSIONAL GEL-POLISH SHAKER

iZen Patented
PROShaker™ Duo



DEALER ENQUIRIES WELCOME

\$139⁹⁹

Includes shipping within the continental U.S.

- Rotates over 500 RPM (revolutions per minute)
- Automatic 60 seconds per cycle
- Smooth and quiet operation
- 110 - 240 Volts AC universal power
- Simple and safe mechanism to secure the bottle in place
- Ergonomic and space saving design
- Zinc die-cast for maximum stability
- Works with **most** bottle shapes, brands or types
- Reduces time taken to complete mani-pedis
- Eliminates shrinkage and streaking due to poor mixing



By rotating in a side to side and up and down motion, ProShaker produces an even consistency of the gel without introducing bubbles

PROShaker Still Available



www.proshaker.com

TIP OFF

KIDS ZONE

Keep services short. At Milk & Cookies, kids' nail services typically take 10 to 20 minutes and include cutting and filing nails, pushing back cuticles—techs don't use nippers—and polishing. "Kids' nails are small and fragile, so we're very careful with them," says Whitley. "They also don't need as much maintenance as an adult."

Price accordingly. Nail services for kids tend to run around 35 percent the price of adult services. Progressions offers tiered pricing, with kids ages 11 to 14 paying slightly more than those under 10.

Offer perks. Milk & Cookies treats kiddie clients to a cookie and chocolate or strawberry milk with every service, along with complimentary nail art, while Miracle Nails in Phoenix provides kids with portable devices so they can watch their favorite movies.

Be picky about products. Use products geared for kids or opt for gentle, nontoxic products that work for both adults and children—or, mix up customized scrubs and lotions, as Milk & Cookies does, in sweet scents like vanilla and grape.



Give them what they want most ...

Glitter. And lots of it, along with bright polish colors and fun, simple nail art designs, like flowers or polka dots. "Whether silver, gold or multicolor, kids usually leave the salon with sparkles," says Whitley.

Play with your decor. Create a welcoming corner for kids in your salon with junior-size pedicure thrones and whimsical throw pillows, or take a cue from Progressions by providing a small play area with books and crayons for them to enjoy post-service. "The more kid-friendly you can make your salon, the better. Remember, they're your future adult guests," Feldman says.

RECIPE

Lavender Oatmeal Bath

Looking to step up your pedicure services? It's easy to whip up a customized foot soak with natural, inexpensive ingredients that can be found at your local market, according to Janice Cox, bestselling author of *Natural Beauty for All Seasons*. Powerful mineral Epsom salt, for example, relaxes muscles and improves circulation, making it a perfect addition to any pedicure soak. Here, Cox shares her comforting Lavender Oatmeal Bath recipe. "Lavender has a relaxing scent, and oatmeal calms the skin," says Cox. "Combined with Epsom salt, the bath is naturally refreshing, cleansing and soothing for both body and mind." —Dina Ciccarelli

Ingredients

- 1 cup Epsom salt
- ¼ cup dried lavender flowers
- ½ cup oatmeal (whole oats)

1. Place the lavender and oatmeal in a food processor or blender and process on high until it is a fine mixture that resembles whole grain flour.

2. In a bowl, stir the lavender-oatmeal mixture with Epsom salt, and pour it into a clean, dry container.

3. Add a ½ cup Lavender Oatmeal Bath to a basin as you fill it up. Soak clients' feet for 15 to 20 minutes.



Find more Epsom salt recipes on nailpro.com.

COURTESY OF WHALE SPA; UNIVERSAL IMAGES GROUP



©2018 OPI PRODUCTS INC. • CALL 800.829.4422 OR VISIT OPI.COM



NEW! 3-dimensional nail effect
infused with bubble like particles
one of 6 **new** shades • opi.com • [#OPIPOPCULTURE](https://twitter.com/OPIPOPCULTURE)



O.P.I.

#1 SALON BRAND WORLDWIDE

TIP OFF

1



China Glaze

TTYL • chinaglaze.com

2



China Glaze

OMG a UFO • chinaglaze.com

3



Color Club

I've Got a Crush • colorclub.com

4



Joya Mia

JMH-14 • joyamia.com

PRODUCT

Solar Flair

Holographic lacquers have garnered a cult following (hello, "holosexuals"!) for their highly pigmented colors and 3-D shimmer effects that are intensified when struck by sunlight.

5



LeChat

Outer Space • lechatnails.com

6



LeChat

Jupiter • lechatnails.com

7



Morgan Taylor Platinum

Diamonds in the Sky • morganaylorlacquer.com

8



Morgan Taylor Platinum

It's Lit! • morganaylorlacquer.com

THE CHOICE OF WORLD CLASS SALONS AND SPAS

continuum[®]
PEDICURE SPAS

ECHO[®]


The ultimate combination
of timeless elegance, luxury
and dependability



LEIC[®]
LIVING EARTH CRAFTS

CONTOUR LX[™]

Where handcrafted
luxury meets the
Digital Age



mycontinuumpedicure.com
877-255-3030



livingearthcrafts.com
760-597-3685

Favorite Nailcare Furniture Manufacturer

THE STRONGEST PRIMER YOU CAN BUY



- Compatible with any acrylic and UV gels. Works especially well with PRIMERLESS SYSTEMS.
- Works as a super dehydrator and bactericide.
- Your one step primer – no need for other preps.
- 50% larger than other brands. Drop for Drop-the most economical primer.
- No lifting GUARANTEED.
- The professional's choice since 1978.

No Lift Nails®

Huntington Beach, CA 92615
800.779.NAIL • www.noliftnails.com

TIP OFF

DAILY INSPO

Tom Bachik

OPI Brand Ambassador

Known as the celebrity "mani-curist," Tom Bachik works with some of the biggest names in Hollywood, including Jennifer Lopez, Selena Gomez, Kendall Jenner, Heidi Klum, Victoria Beckham and Kerry Washington. The 20-year industry vet's work has appeared in such notable publications as *Vogue*, *Vanity Fair*, *Elle*, *Allure* and *InStyle*, to name a few, as well as campaigns for Chanel, Gucci, Versace and Armani. Once a graphic artist and skateboarder, Bachik sold custom-painted helmets before deciding to attend beauty school and pursue a new career path in nails. See what's inspiring him now:



Ready Player One

You've Got Nata on Me

Tile Art to Warm Your Heart

Closer Than You Might Belém

OPI Lisbon Collection

1. Café Racers "I'm totally into motorcycles right now. My son and I both have café racers that I love to work on. There's a big trend in beauty that what is old is new again. The café racer follows the same principle: Take an old style and reinvent it in a new or modern way. That's pretty much how I approach designing nail styles."

2. OPI Lisbon Collection "I love color, especially fun, high-energy shades. The fact that the inspiration for this OPI collection comes straight from the streets of Lisbon makes it all the cooler."

3. Music "I spend an average of four to five hours a day in my car driving to and from clients. I listen to a lot of music from bands like Switchfoot, Hillsong United and MercyMe. Pandora helps keep me inspired—and sane."

4. Ready Player One "I love tech and sci-fi, especially when combined. The book and movie are totally different, but both entertaining (I prefer the book). I'm always inspired by stories where you can become anything you want to be, because I believe you can."

5. Minimalism "I'm really into the use of color, art and effects in a clean, chic and simplistic way—a unique pop of color on a nude nail, a deliberate but random metallic accent, or the use of a sheer chrome to change the depth and feel of your color to achieve an effect that isn't possible with color alone."



Artistic®

LED CURE BOX

UNLEASH YOUR ARTISTIC POTENTIAL

THE LED LIGHT FOR THE MOST SENSITIVE CLIENTS.
FEATURING **SMARTCURE™** THAT BUILDS POWER
TO HELP ELIMINATE HEAT SPIKES.



SMARTCURE™

36
WATTS



Artistic®
NAIL DESIGN

ArtisticNailDesign.com

PROFESSIONAL FORMULAS | PROFESSIONAL RESULTS™

© Artistic Nail Design • Nail Alliance - Artistic, Inc., Missouri USA • HM-8859



Available at  **SalonCentric™** and

STATE RDA
BEAUTY SUPPLY | FRODOART



EZ

Permanent Makeup

Industry leader since 1995 in
Supplies and Education

Please check out our Website
www.EZPermanentMakeup.com
for more complete details,
or call 509.990.0925.

We have the best prices in the
industry on supplies for Permanent
Makeup, Lash extensions, Lash lifting
and lash & brow tinting.
Ask us about trainers discount
and private labeling.



TRAINING FOR

- Permanent Makeup
- Lash Extensions
- Lash Lifting and Tint

Our courses require no loss of time
from work and we will certify you.

These services will bring
additional customers into your
salon and make you money.

You have Questions? We have Answers!

We take pride in our Amazing
Customer service.

Call us at 509.990.0925

TIP OFF

FASHION

STEP UP

Perfect for showing off
a new pedicure, Oka B's
flip flops (oka-b.com)
are durable, anti-slip
and machine washable,
making them ideal for
use in nail salons and
day spas or for retail.
The flip flops come in
a wide range of colors
and styles, like the
Faith, shown here in
Sea Foam, all featuring
gentle massage beads
and arch support. They
can also be customized
with the salon's name
on the heel label
through the company's
private label service.
**Feel good bonus: Oka
B shoes are vegan and
recyclable through
the company's post-
consumer recycling
program.**



INDUSTRY

Take Action

In order to receive a license, beauty professionals must complete hundreds of hours of schooling, graduate from a cosmetology program and successfully pass a state board exam—no small feat. Having a license promotes consumer protection and safety, but many state lawmakers across the country are in the process of introducing legislation that would deregulate the cosmetology industry (or have passed it already). That's why the Professional Beauty Association (PBA) is encouraging all beauty pros to join the I Am Licensed. I Am Professional. Movement to learn the facts to help educate clients about the importance of seeking services from licensed professionals. Learn more at probeauty.org/iam.

NEWS

MOVING UP

OPI has announced that Rebecca Brown, formerly OPI senior manager influencer marketing, has been promoted to director, influencer marketing of OPI North America and global professional beauty.



COURTESY OF OKA B; PROBEAUTY.ORG; COURTESY OF REBECCA BROWN



SMOOTH
EXFOLIATE
CONDITION
HYDRATE
REJUVENATE

MEET OUR NEW SCRUB

DADI'™ Scrub

A smooth and luxurious exfoliating and conditioning hand, feet and body scrub with the same aroma as award winning Dadi' Oil and Luxury Dadi'™ Lotion.

Smooths, exfoliates and conditions leaving your hands, feet and skin soft, hydrated and rejuvenated.

Dadi' Scrub is packed with the highest-quality oils and nutrients, including:

- Salt
- Sugar
- Pumice Exfoliate
- Coconut Oil
- Safflower Oil
- Oils from Dadi' Oil



FamousNamesProducts.com



facebook.com/FamousNamesProducts



instagram.com/IBXnails



[@FamousNames](https://twitter.com/FamousNames)

© 2018 Famous Names LLC
858.779.1513 | 877.235.1141 | info@famousnamesproducts.com



FAMOUS NAMES LLC

THE NEXT GENERATION OF
AWARD-WINNING NAIL PRODUCTS

NATURE'S FORMULA FOR SUCCESS



No Lift Nails
Cuticle Oil

brings together three of nature's richest ingredients: Avocado Oil, Almond Oil and Vitamin E. The result is a superb natural oil that conditions nails and softens skin with a single drop.

Our unique formula won't promote lifting.

Available in 1/8 oz, 1 oz and 4 oz size, No Lift is a naturally rich cuticle oil for your customers and a rich source of profits for you.

The professional's choice since 1978.

No Lift Nails®

Huntington Beach, CA 92615
800.779.NAIL • www.noliftnails.com

TIP OFF

NEWS


All That Glitters

At the Beautycon Festival New York, held at Manhattan's Javits Center in April, Swarovski partnered with A&E Networks to add a glamorous touch to Lifetime's Shade of Swagger space by offering attendees complimentary crystal-bedazzled gel manicures. Celebrity manicurist Mar y Soul Inzerillo (@nailsbymarysoul) created four sparkling designs

Mar y Soul Inzerillo



for guests to choose from in red, white, blue and yellow, inspired by Lifetime's documentary series "Her America." But the crowd favorite was a white gel polish and sparkling Swarovski crystal eyelash mani that Inzerillo created for British model and Beautycon panelist Iskra Lawrence—which took her a whopping 10 hours to complete!



Iskra Lawrence



NEWS

CATWALK CREATIVITY

With CND education ambassador Torie Bastian (@thepolishedpink) serving as a mentor, CND team members Gina Cella (@ginacellala), John Nguyen (@jcnnguyen88) and Trisha Lee created artistic nail looks for the 6th annual Beauty Changes Lives (BCL) Experience, held at the Modern Wing of the Art Institute of Chicago during America's Beauty Show in April. Benefitting the BCL Foundation, which provides scholarships to help emerging and established beauty professionals advance their careers, the event showcased the work of next-gen beauty pros and their mentors from eight prominent professional beauty brands, who each put their own spin on the evening's theme: "Exposed." CND's "Limitless" presentation featured extraordinary tips with hints of metallic and purple as well as graphic touches, plus one brilliant set that literally lit up the runway.



COURTESY OF SWAROVSKI; COURTESY OF BEAUTY CHANGES LIVES

spring/summer 2018

biosculpturegel.com



@biosculptureusa

1.800.770.4493

DREAMERS

collection by



223
Aqua
Clouds

224
Wild
Orchid

225
Hazy
Forest

226
Subtle
Silhouettes

227
Snowflake
Frosting

FINGER OR TOE NAIL FUNGUS?



40 YEARS
OF EXCELLENCE
1978-2018

HERE'S WHAT YOU'VE BEEN WAITING FOR...

FUNG-OFF goes right to the problem with easy application. Its maximum strength formula keeps nails clean and healthy.

Evaporation is immediate, so there is no oily residue.

Available in an eye-catching point of sale display, FUNG-OFF will make your profits soar.

**No Lift
Nails®**

Huntington Beach, CA 92615
800.779.NAIL • www.noliftnails.com

TIP OFF



BUSINESS

Toast of the Town

It's not uncommon for upscale salons to offer their clients a complimentary glass of wine with services, especially in California, where the recent passage of the "Drybar bill" made the practice legal. ZaZa Nail and Wine Lounge in San Francisco, however, has taken the concept to a whole new level, offering guests the opportunity to *purchase* a glass, or even a bottle, from a sommelier-selected menu of white, red, rosé and bubbly wines. "We offered complimentary wine after the bill passed, but we couldn't really offer quality selections," says ZaZa owner Rachel Cheng, who opened her salon in 2005.

Recognizing that many of her clients were interested in drinking wine during services and when they booked parties at the salon, Cheng decided to apply for a liquor license in 2016. Around the same time, she met sommelier Allegra Angelo, who created a curated wine list especially for ZaZa. After completing a renovation that included the addition of a chic wine lounge at the front of the salon, Cheng officially launched the new concept and branding in January of 2017, aptly summed up by the salon's hashtag, #GetPolishedDrinkWine.

"Our motto is low-sugar, natural, no headache wines," says Cheng, adding that the focus complements the salon's emphasis on nontoxic beauty and nail services featuring natural and eco-friendly products, many of them made in-house. "Most of them are from France or Italy, though we do have some local wines as well." Wine menus are displayed at every station, and selections are updated every few months. ZaZa holds tasting events every other month, where guests can purchase packages that include a manicure or pedicure. The salon also introduced happy hour pricing (\$5 for a

glass of wine) from 2 p.m. to 4 p.m., Monday through Thursday, when business is typically slower. Parties have been popular as well. "We stay busy during the week with many back-to-back company functions," she says. "They blow away bridal showers and bachelorette parties for us."

Cheng's hybrid business model has helped her establish a new revenue stream—essential in the salon's high-rent neighborhood that's home to tech titans like Dropbox and Strava—as well as attract new clients. "Nail salons are a dime a dozen; you come in here and it's a little more of an experience," she says. "I think this concept would also do great somewhere else where rent is less expensive." **NP**



(From top) Clients enjoying wine and pedis at ZaZa Nail and Wine Lounge in San Francisco; owner Rachel Cheng.

COURTESY OF ZAZA NAIL AND WINE LOUNGE

AUSSIE PINK CLAY:

The Luxury Detox



ibd SPA
PRO PEDI

Nail care leader ibd takes you on an experience of a lifetime with a new luxury detox pedicure. ibd's first Pro Pedi line, Aussie Pink Clay 4-Step Detox System, effectively draws out impurities and cleanses pores yet is gentle enough to leave skin soft and nourished. Each formula works together to delicately refine skin's texture to unveil smooth, touchable, glowing skin.

Join our beauty network

ibdbeauty.com | [#ibdbeauty](https://www.instagram.com/ibdspa) | [@ibdspa](https://www.instagram.com/ibdspa) | [@ibdbeauty](https://www.instagram.com/ibdbeauty)



PORTFOLIO

Set in Stone

NAILPRO readers have honed their marble mani skills—a luxe look that celebrates imperfections. Take a look at some of their best designs.



- ❶ Alyssa Fronce @akf_nails ❷ Nancy Bergeron @nailz.by.nancy ❸ Amanda Leong @_allured ❹ Misty Staiert @nailsbymistyk
❺ Hilda Custodio @paytonmanis ❻ Dayna Boissoneault @daynie

Move over Acrylic and Hard Gel THE FUTURE IS HERE



DANNY HAILE,

the creator of the one and only Gelish, has now developed the next technological breakthrough. Danny Haile created PolyGEL® based on years of nail tech experience. Patent Pending PolyGEL® technology can be found in the Gelish brand. There is only one PolyGEL®. Don't be fooled by imitations.

BEST NEW PRODUCT FOR 2017

NAILS
NailPro
Launchpad
PROesthetic





PATENT PENDING TECHNOLOGY

Visit gelish.com for product information, videos and more
714. 773. 9758 • Made in the USA



licensed to create.

PORTFOLIO



7 Jenelle Dufva @jenelledufvabeauty 8 Jessica Harris @perfect10customnails 9 Lori Anastos @lori_nails 10 Kasia Olkiewicz @aboutallandnothing 11 Helena Han @helenahan.pro 12 Ginger Resendiz @nailsbygin 13 Dawn Jempson @estheticsbydawn 14 Lee Cad @lee_6ixnails NP

If you'd like to submit your own nail art for NAILPRO's Portfolio, look for the next theme by following @nailpromagazine on Instagram. Then, send an email to nailpro@creativeage.com that includes your name and Instagram handle along with your high-resolution photos. By emailing your photos, you grant Creative Age Publications the right to use any of your submitted images in NAILPRO magazine, corresponding electronic media and/or marketing materials without any compensation. In addition, you grant Creative Age Publications the right to these images for future use without any compensation due.



Mia Secret®

PROFESSIONAL NAIL SYSTEM



Chasing Rainbows

Somewhere over the runway, designers bundled not one, not two, but *all* of the colors of the rainbow into cheery pieces that might not come with a pot of gold, but certainly will have you looking like a million bucks. These pigment-piped wares are not your typical odes to the elusive ROYGBIV arch. Think: a corset interwoven with rainbow bright ribbons at Dolce & Gabbana or a strategically placed cascade of gargantuan rhinestones arranged into a spectrum-approved ombré at Jeremy Scott. Materializing as groovy waves at House of Holland, bands of literal wording at MSGM or vivid stripes couched by black at Philosophy di Lorenzo Serafini, these new multihued takes on the trend certainly present you, the nail artist, with a variety of ways to chase the rainbow with your nail art. Guest artist Jessica Tong-Ahn spun the color wheel in two different directions, minimalist and over the top: as a 3-D bloom of hues, creating a rainbow effect with various rhinestones, and as simple hand-painted striping designs. Tong-Ahn proves that this trend offers a rainbow of options.



Guest Artist: Jessica Tong-Ahn is an editorial nail artist, brand consultant and Smith & Cult brand ambassador.



Dolce & Gabbana



MSGM



Philosophy di Lorenzo Serafini



House of Holland



Jeremy Scott



MORGAN TAYLOR®

Professional Nail Lacquer

If you love
what you do,
you'll love
this brush

New Morgan Taylor laser-cut brush with ultra-fine bristles for better control, feel and streak free application. The curved, cuticle friendly shape makes for a seamless application and laser-cut bristles improve product flow for even easier, smoother product lay down.

© 2018 Nail Alliance, LLC - MorganTaylor HM-5756



AVAILABLE AT



Cosmo Prof.



Armstrong
McCall



Call 714.773.9758 or go to MorganTaylorLacquer.com

licensed to create.

Art Attack

THE ROAD TO FLAWLESS NAIL ART CAN BE RIDDLED WITH BARRICADES. AVOID ROADBLOCKS WITH THESE EXPERT TROUBLESHOOTING TIPS.

Being able to execute nail art designs takes time and skill, which is why you can charge more for these services. But what happens if something goes wrong? No one wants to take time away from new clients to deal with someone who comes back to the salon with botched nail art needing a fix. To help combat some of the more common service breakdowns, we've enlisted a few seasoned nail artists to provide their best application advice. With these techniques, your nail art looks will last long after your clients leave the salon.



THE PROBLEM IMPRECISE LINE ART

THE SOLUTION Hand-painted nail art is definitely the most time-consuming nail art service—particularly when it involves painting fine lines—but it can also be the most rewarding. For one, you get to show off your creative chops. For another, you can charge accordingly depending on what your client is asking for. Like most skills, practice makes perfect, and when it comes to painting fine lines, practicing hand-painting techniques allows you to streamline your services because you've worked out all of the kinks before the client sits in your chair.

- 1 Place gel paint on a tile or work surface. Drag a striping brush through the paint, leaving a small bead at the end of the brush.
- 2 Continue dragging the brush through the gel paint until the tip of the brush comes to a point.
- 3 Practice painting lines on the tile, applying different amounts of pressure to each stroke. Test opacity, line size and fading techniques.

RECREATE THE LOOK WITH THESE MUST-HAVE PRODUCTS!



1. **CINAPRO** Eclectic Lines, cinapro.com
2. **LIGHT ELEGANCE** Color Gel Longboard, lightelegance.com
3. **OPI** Chrome Effects Blue "Plate" Special, opi.com

www.belava.com |  elava | call us 888.708.7131

ELEMENT CHAIR



ROTATING TABLE



HEAT & VIBRATION



SWIVEL & RECLINE



MANICURE



PEDICURE



EYELASHES



IMPACT CHAIR

www.belava.com |  elava | call us 888.708.7131

WORKSHOP



THE PROBLEM LIFTING STRIPING TAPE

THE SOLUTION Striping tape can be used to create a multitude of geometric shapes and designs, but your hard work will be all for naught if it lifts off of the nail. Giving your striping tape an extra bit of security is a good way to ensure that it doesn't lose its adhesive. "When working with striping tape, make sure you leave a small gap around the edge of the nail," advises nail tech Bel Townsend (@sohotrightnail). "That way you can fully encapsulate the tape."



- 1 Before removing the striping tape from the roll, measure the tape alongside the nail so you know how much to cut.
- 2 Place the tape on the nail and use a silicone brush to press it down securely.
- 3 To encapsulate the striping tape, apply one coat of builder gel and cure. Finish with gel top coat.




THE PROBLEM CHIPPING CHROME

THE SOLUTION The technique for applying chrome can look easy enough, but when chrome chips, the process to fix it is anything but simple. Laying down a good foundation makes all the difference for long-term wear. "Chrome is very sensitive," explains Los Angeles-based nail artist Sabella Snyder (@sweetbcreations). "Make sure your top coat application is even and smooth. If you apply chrome on top of a lumpy surface, it's more likely to chip than when applied to a smooth nail plate."



- 1 Apply a thin application of no-wipe top coat and cure.
- 2 Apply chrome pigment to the nail using an eye shadow applicator or silicone brush that holds very little chrome pigment. This will help you avoid lumpy application, which can result in chipping. Apply another coat of no-wipe gel top coat and cure to seal the chrome.
- 3 Finish with a layer of traditional gel top coat and cure. **NP**



BONUS TIP!

HAVE FOIL THAT DOESN'T TRANSFER? TRY WIPING THE BACK OF THE FOIL WITH ALCOHOL FOR BETTER ADHESION!



4. **SNS** Gel Star, snsnails.com
5. **CUCCIO PRO** Silicone Tip Non-Bristled Brush Set, cuccio.com
6. **LECHAT** Dotting & Liner Brush, lechatnails.com
7. **WILDFLOWERS** 100 Eye Shadow Applicators, wildflowersnails.com



Cobalt Stainless Steel INOX



#14

#144

#11gold



TRUSTED FOR OVER 40 YEARS

PRECISION MANICURE | PEDICURE

Over 300 Professional Tools. Order Direct from Antoine de Paris, Inc.® USA

800-222-3243

www.antoinedeparis.com

USE CODE: **NAILPROFFREE**





Spice Market

India's grand spice bazaars open the senses and spark creativity.




"I was inspired by the intricate, bright designs of the tapestries and fabrics." –Sabella Snyder



SABELLA SNYDER
(@sweetbcreations) is a Los Angeles-based nail artist.



ALL NAIL TIPS: BROOKS AYOLA; PHOTOS: TOP TO BOTTOM: GETTY IMAGES



Step 1 Apply two coats of orange gel polish.

Step 2 Use a detail brush to create an hourglass shape at the base of the nail with black gel paint. Then, paint a crown at the bottom of the hourglass shape with teal gel paint. From the center of the crown, paint a black leaf.

Step 3 Use a liner brush to paint pink lines on the hourglass shape. Outline the leaf and create veins at the center with white gel paint. Use a dotting tool to apply yellow gel paint to the top and bottom of the hourglass shape. Then outline the top of the hourglass with white. Seal with top coat.



Step 1 Apply two thin coats of black gel polish. Then, use a detail brush to paint a thin, curved line up the nail with green gel paint. Use pink, orange and yellow gel paint to create an imperfect circle at the tip of the green stem.


Step 2 Paint yellow hearts coming out from the center of the flower, blending them together at the base to create petals. Then, use a dotting tool to create tiny dots to the right side of the flower.

Step 3 Outline the flower petals with pink gel paint. Then create a floral pattern with pink gel paint to the left of the flower. Use a detail brush to create teardrop

shapes inside the petals with black gel paint. Apply teal gel paint to the right side of the tip.

Step 4 Use a tiny detail brush to create two thin black lines coming from the top of the teardrop shape to the inside of the petals. Accent the pink floral pattern with green gel paint. Use a liner brush to paint small lines with pink gel paint over the teal color at the free edge.

Step 5 Add subtle details to the design with teal, yellow and pink gel paint. Seal with gel top coat.



Step 1 Apply one coat of teal gel polish.

Step 2 Create an ombré effect by applying a thin layer of mint green gel paint to the free edge and blending the color up the nail. Go back in with the green gel paint, placing an emphasis on the free edge to create more saturation and achieve the desired gradient effect.

Step 3 Use a detail brush to create scale shapes with black gel paint from the base of the nail to the middle, ending with a point.

Step 4 Use a thin brush to create leaf shapes inside of the black scales with green gel paint. Continue with the same brush to create small black teardrop shapes at the free edge.

Step 5 Fill in the teardrop shapes with orange gel paint. On a palette, mix together white and pink gel paint. Use a dotting tool to apply the mixture to the inside of the scales. Finish with gel top coat.

Why Are Nail Competitions Important?

YOU SEE THEM AT SHOWS, IN MAGAZINES AND ONLINE, BUT WHAT’S THE DRAW? HERE, FOUR COMPETITION SPONSORS EXPLAIN WHY THEY MATTER.



GINA SILVESTRO
Lead Educator
Crystal Beauty Academy

"Swarovski Crystal Beauty Academy is delighted to sponsor the NAILPRO Nail Competitions for many reasons. For one, we're focused on education and helping nail techs achieve their ultimate goals, whatever they may be. Competitions are a great way for nail professionals to showcase their talents and network with top nail pros, major companies and trade magazines that otherwise may be difficult to reach. Helping nail techs step outside of their comfort zones and compete can lead them to new careers, help them earn extra income and start their own businesses and, of course, it introduces them to new products. Another reason Swarovski Crystal Beauty Academy supports competitions is because nail artists who compete are so artistic; it's always exciting to see the incredible designs they create using Swarovski crystals. Supporting artists in their quest to create and compete to be the best they can be is always a goal for us."



HENRY PHAM
Brand Ambassador
LeChat

"The NAILPRO Nail Competitions are important to me, personally, because with them, I can challenge myself, see at what level I'm working and figure out where I need to improve. Plus, I learn so much from the other competitors and meet so many pros from all over the world. LeChat supports the NAILPRO Competitions as a sponsor because they're very important for the nail industry—it's a place where so much creativity comes to life and where the industry will continue to grow. By taking part in NAILPRO Competitions, you have everything to gain and nothing to lose—even if you don't place, it's still a personal win."



NATALIE ZOLOTNIK
Co-owner
Belava

"A competition like that of NAILPRO's level creates, adds to and maintains a pool of avid nail professionals who are keen to improve their trade skills. Those who compete in nail competitions are driven to possess the highest standards of this profession, and we're very supportive of this. We also very much respect what Creative Age does for nail competitions, so we feel as though we're joining a good cause by supporting it financially. Nail competitors are, overall, made up of highly motivated individuals who are prepared to challenge themselves, and by doing this, it raises the bar for this profession. It has never been our goal to make money on our sponsorship of the competitions; rather, this is the way that we can help boost the industry."




LEZLIE MCCONNELL
Co-owner
Light Elegance

"Techs who compete in nail competitions are great role models—and all industries need role models, not only for the newcomers entering the profession in the future, but also for the techs who have been in the business for years. Nail competitions are a great way for techs to push themselves to the next level. We should all be trying to achieve higher standards within our careers by taking place in activities that educate us and invigorate the industry. Competitions can also provide the opportunity for techs to get worldwide recognition, and taking part in competitions almost always guarantees new opportunities with manufacturers and distributors—to become an educator, a brand advocate and an industry leader. Not to mention, competitions are a lot of fun, and they add excitement to the industry!"

ARMANDO SANCHEZ, COURTESY OF NAIL TECHNICIANS

BATHE IN HOLOGRAPHIC LIGHT

china  glaze.

OMG!

FLASHBACK



10TH ANNIVERSARY COLLECTION



Join our beauty network chinaglaze.com | [#liveincolour](https://twitter.com/liveincolour) | [@ChinaGlazeOfficial](https://www.instagram.com/ChinaGlazeOfficial)



Southern Swings Nail Bar & Spa

OWNER BRANDI HOLSTEAD
INVITES NAILPRO TO
EXPERIENCE HER CHARMING
NEW ORLEANS SALON.

Southern Swings
is the home to
pedicures on the
porch!

THE LOOK At Southern Swings Nail Bar & Spa, we really wanted to showcase our Southern roots and make our salon stand out. Everyone in the South loves to be outside, so three of our eight pedicure stations are on the front porch—clients can receive pedicures on porch swings! Since we're located on Magazine Street, a touristy area of New Orleans, people come from all over just to swing with us. Southern Swings Nail Bar was designed with a combination of farmhouse decor and modern eclectic inspiration. Our Whiskey Room, which is dedicated to men's haircuts complete with a complimentary glass of whiskey, is decorated in dark burgundy and features a cowhide rug and leather furniture.

SIGNATURE SERVICES Clients spend an average of \$36 on services. I wanted to make sure that we were affordable to everyone in the city. Our most popular

service is a tie between the Sugar Scrub Pedicure and the Chocolate Mud Pedicure. The Sugar Scrub Pedicure includes nail and cuticle care, an exfoliating scrub and a warm towel wrap and is priced at \$40. Our Chocolate Mud Pedicure includes nail and cuticle care with a chocolate sugar scrub, chocolate mud mask and warm towel wrap; this service is \$50. Our clients love the Chocolate Mud Pedicure because it smells delicious and the cocoa leaves the skin feeling deeply hydrated.

THE GOODS We use Keyano products for pedicure services, and we offer CND, OPI and DND for polish options. Farmhouse Fresh products do really well in our retail space because they fit so well with the salon's rustic feel. We have a really unique retail boutique, as 90 percent of our retail items are from Etsy. I love supporting small businesses and empowering other women, so buying

ROMNEY CARLISO





small and local is the best way I can show my support. Every time I check someone out I smile because I know I'm supporting a family.

SOCIAL LIFE I use social media every day, all day! Eighty percent of my marketing budget goes toward our social media channels. Initially, I thought that Facebook would be where the majority of my business would come from, but after speaking with clients I realized that Instagram is our best social media channel, accounting for about 60 percent of our business so far.

Come visit us...

||| southernswingsnailbar.com // @southernswingsnailbar
 @southernswingsnailbar


+Details

OWNER Brandi Holstead

LOCATION New Orleans, LA

EST. 2018

STAFF 10 professionals that are a mix of booth renters and commission-based employees. We also have two independent businesses within the salon: Nola Tan offers airbrush-tanning services and B Style provides eyebrow, hair and makeup services.



Up Close

What was your first job in the nail industry?

In 2016, I took a chance and opened my first nail salon. I then sold that salon and moved back to the South where I opened another. Since I've started owning nail salons I have learned so much about the industry, and I haven't looked back. I love everything about the nail industry and hope to start a franchise in the near future.

What inspires you?

Seeing people truly enjoying themselves during their time at the salon. Every time I see people taking pictures and posting them on social media, it inspires me to keep following my passion. Their happiness at the salon pushes and motivates me to make my nail salon the best it can be.

What was the biggest mistake you made when opening Southern Swings Nail Bar?

I've made so many! My biggest mistake was not having enough staff when first opening the salon. I believe it's better to lose money on services than to take on a lot of clients and be understaffed.

What did you most recently splurge on for your salon?

I've spent thousands of dollars on farmhouse decor at Hobby Lobby. That store gets me every time!

What's your best advice for new salon owners?

Make sure you have a very detailed business plan, and talk to other nail salon owners—it can help build a successful business.

I can't discuss Southern Swings Nail Bar & Spa without ...

Talking about the porch swings; they're just so unique!



TOTALLY TUBULAR

By Tracy Morin

AS A KIND OF GEL-ACRYLIC HYBRID, “TUBE” GELS CAN OFFER TECHS THE BEST OF BOTH WORLDS. BUT WHAT ARE THESE NEW FORMULATIONS ALL ABOUT? HERE, EXPERTS ANSWER YOUR MOST PRESSING QUESTIONS.

Tube gels—also called high-viscosity gels—have stormed onto the scene in the last year or so, with an increasing number of manufacturers (and techs) singing their praises. “Dipping a bit of gel into acrylic has been done for decades in Asia, especially in 3-D competitions,” says Hillary Fry, salon and session manicurist at Scenario Hair Design in Shorewood, Wisconsin, providing a similar application. However, most experts wouldn’t recommend that practice for everyday use, as it can lead to product breakdown. Tube gels are far more sophisticated than that, explains Vu Nguyen, educator for Gelish. “Today’s product has an incredible shelf life, very stable pigments that hold their color through many different conditions and amazing control that a veteran or newbie can adjust to very easily.” Still unsure about how this technology works and who it’s best for? Read on.

ARMANDO SANCHEZ

What Are Tube Gels?

Tube gels, true to their name, are squeezed directly out of a tube instead of dipped from a pot, and require curing with a UV or LED light. MaeLing Parrish, U.S. dean of education for Gelish, notes that while each brand is specially formulated, tube gels are “a blend of technology from oligomers and polymers called a tri-polymer,” resulting in an application that is simple and controlled. “There’s less filing than with traditional acrylics, and they provide a much quicker sculpted or overlay nail,” says Nancy Hinojosa, brand manager of ibd. “They’re less intimidating than other nail enhancements.”

Merrick Fisher, celebrity manicurist at Merricures in Beverly Hills, California, agrees that ease of use is a key differentiator—especially for beginners or students. “If you haven’t gotten the hang of creating liquid-powder ratios, or if you don’t like the sticky, runny mess of gels, these are a perfect alternative,” he explains. “Unlike acrylic, there are no strong odors, and unlike gel, there are no heat spikes.”

Application, Curing and Removal

Thanks to their stay-put high viscosity, tube gels can be applied straight from the tube onto all five nails before sculpting, according to Lily Jacobs, nail lead at Rizzieri Salon & Spa in Moorestown and Voorhees, New Jersey. “Dip a gel brush into [the system’s] liquid to maneuver the gel into place; you can take as much time as you need without the product running into the cuticles or sidewalls,” she says. “However, the product may lift if too much fluid is used; you only need enough to wet the brush so that the gel doesn’t stick to the brush.”

Fry, who prefers isopropyl alcohol for better glide (although using the manufacturer recommended liquid is best, and avoid acetone at all costs, as it causes product breakdown), agrees that tube gels, despite their advantages, are far from “idiot-proof”; using these formulations for durable results requires some practice. For example, without self-leveling, they need to be sculpted, and you may need to touch up certain areas as a final step. “Tube gels are best applied with the patting motion of acrylic,” Fry says. “Extra care needs to be taken to level around the cuticle area, and there may be more of a need to file it flush.”



How-To: Basic Tube Gel Application



1



2



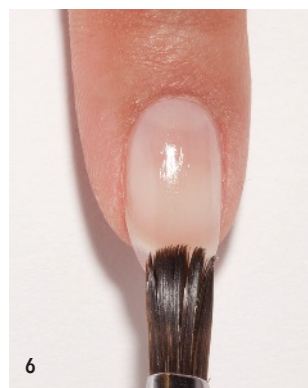
3



4



5



6

- 1** Prep and prime the nail.
- 2** Squeeze the tube to release the product and slice off the desired amount.
- 3** Roll the product onto the nail.
- 4** Dip a brush into the solution, then shape the nail by lightly patting the product. Keeping the brush close to the surface, continue until the entire nail is covered. Cure.
- 5** To smooth the surface, lightly file the nail with a 180-grit file. Finish shaping with a 180-grit buffer.
- 6** Cleanse the nail. Apply gel top coat to seal the nail or continue with a color service.

Product Talk


Considering adding tube gels to your menu? Browse through this selection of the newest hybrids on the market, and make sure to sign up for brand-specific education to ensure proper application and lasting results.



Artisan
FlexGel
artisannails.com



Artistic Nail Design
Putty
artisticnaildesign.com



Christrio
Sculpture Gel
christrio.com



Entity
Studio One Contouring Gel
entitybeauty.com



Gel II
4D Gel
geltwo.com

JASON BENNETT; BROOKS AYOLA

You can apply these high-viscosity gels over a tip or sculpt using a form. Fisher recommends starting with the cuticle area first, then moving from side to side, sculpting the apex, working your way toward the free edge. "Once you're happy with the shape, flash cure for about 10 to 15 seconds and pinch the C-curve, and then do a full cure," he advises.

As with most traditional enhancements, nails built with tube gels can be refilled after two to three weeks of wear. "The technique is very similar to filling liquid and powder or hard gel," says Parrish. Once the nail has been prepped, "squeeze, slice and roll PolyGel to fill the cuticle area and rebuild the apex, if necessary." If and when you do need to remove them, "product should be gently filed off first," says Hinojosa, "and any remaining gel can be soaked off." Using acetone and the cotton/foil method, the remaining product will soak off in 15 to 20 minutes. However, when removing, take note that not all brands use the same process. For example, Gelish PolyGel is not meant to be soaked off, explains Parrish. "The idea is to leave a very thin layer remaining on the nail that will then grow out." Removing the entire product with a file can lead to damage of the natural nail.

Who Are Tube Gels Best For?

Fisher suggests tube gels to clients seeking an alternative to traditional gels—for example, if they've experienced lifting issues with traditional gels—but clients who are tough on their hands and nails might have to stick with conventional acrylics. Fry likes tube gels for overlays and has experienced success with longer nails,

"The fast and easy application, workability and long-lasting results are perfect for all clients, and beginner techs and seasoned professionals alike."

but not for stiletto shapes, as undercuring and strength issues may occur. Jacobs, meanwhile, believes the product is great for nail techs who have experience with acrylics but haven't yet mastered gels.

Hinojosa points out that tube gels are ideal for clients on the go, due to a shorter application time (about 30 minutes saved for sculpted nails versus hard gel). "The fast and easy application, workability and long-lasting results are perfect for all clients, and beginner techs and seasoned professionals alike," concludes Erin Eng, education director for Trinity Beauty in Los Angeles. "Don't forget to take advantage of online training or advanced workshops to hone your skills." **NP**



Gelish
PolyGel
gelish.com



ibd
Control Gel
ibdbeauty.com




Joya Mia
Onyx Acryl Gel
joyamia.com



Luxapolish
Matrix Sculpting Gel
luxapolish.com



Tammy Taylor
Sculpt
tammytaylornails.com



THE RULES OF ENGAGEMENT

PRACTICE THESE NINE GUIDELINES FOR SOCIAL MEDIA ETIQUETTE TO HELP YOU NET REAL OFFLINE SUCCESS.

By Karie L. Frost

Social media has become a huge part of our lives in the last 10 years, but it comes with pros and cons. On the one hand, it allows you to promote your services and skills to your target audience with little to no money invested—a boon for the small business owner or freelancer. On the other, one wrong move and you can potentially do irrevocable damage to the career that you’ve worked so hard to build. “Once you put something out [on social media], it’s reposted, commented on, saved and—most importantly—it becomes public record,” says Marina Torosian, co-owner of Laqué Nail Bar and Beauty Lounge, with two locations in Los Angeles and an Instagram following of 1.8 million. For this last reason alone, knowing how to conduct yourself online should be a top priority for nail artists. After all, the beauty industry thrives on social media: On Instagram, a search for #nails nets more than 81 million posts, while #nailsalon returns more than 3.7 million posts and #nailartist a not-too-shabby 2.8 million. The takeaway: Your potential clients are a post away from discovering you—but only if you play by the rules. “Social media is a two-way conversation and, like any other dialogue, there’s etiquette involved,” says Kelly Ehlers, founder and president of Evoke Brand Strategies and Hello Salon Pro. Here, nine social media etiquette rules you should abide by to keep followers devoted.

1 DON'T GET TOO PERSONAL

Your personality is part of your brand, right? But sharing your personal life on your professional social media channels does a disservice to your business. "It's much harder to grow a following when you don't have a clear, straight content focus," stresses Celina Rydén, international educator and brand ambassador for Light Elegance and social media influencer with close to 200,000 followers on Instagram. Agrees Jen Mathews, president of Top Tier Media and creator of the My Beauty Bunny juggernaut (its combined social media following is nearing 1 million): "Personal photos have no business on your professional page. It looks amateurish and unprofessional." Does that mean you should never make an appearance? Not necessarily. According to Michelle Brisbois, vice president of Frenchies Modern Nail Care franchise operations, exceptions to this rule include content that connects your customers to owners and nail techs rather than a corporate entity, such as images of you or your team working in the salon on clients or attending or working events where your business is on display. "[These scenarios would make] sense to customers, whereas a photo of you drinking a glass of wine while on a weekend girls' trip does not," Mathews agrees.

Just as your off-duty escapades should be kept clear of your business feeds, so, too, should your personal beliefs. "Always keep in mind that your customers come from many different backgrounds, so in general, it's best to keep the political content on your personal pages only," Mathews advises. However, if you simply can't separate your salon or brand from a certain cause, post with conviction, but realize that you could lose current and potential clients. "I don't recommend this, but if you go this route, you have to own it completely and be prepared for any negative press or fallout," Mathews says.

2 BE THE BIGGER PERSON

Read the comments on social media and you're likely to come across a few—or many—bad actors and online trolls. The comments section has become a place to air grievances, and no matter if the gripe is warranted or not, it deserves your attention. "The best way to address a negative comment is to respond sooner rather than later. Your followers will remember how you handle these situations, which makes it important to handle each negative comment with professionalism," says Ehlers. "Try to keep the initial public-facing response short and sweet, then ask them to

privately send a direct message to further discuss the matter."

If a competitor or peer talks negatively about your business online, take the high road. "Ignore it," Mathews advises. "If someone (like a follower) brings it to your attention, thank her, but never show anger. Remember: Nothing is private on social media—including direct messages. Screenshots of heated exchanges have been known to take large brands down!" Also, it should go without saying: Never encourage bad behavior in your followers. "I absolutely hate when I see peers 'calling out' other peers online. It looks extremely unprofessional and [any peer-related problems] are best dealt with privately rather than asking your followers to comment on another peer's page," laments editorial nail artist Chelsea King, who has an Instagram following of more than 100,000.

"The best way to address a negative comment is to respond sooner rather than later. Your followers will remember how you handle these situations, which makes it important to handle each negative comment with professionalism."

With both followers and competitors, rude or aggressive behavior may deserve a block, but remember to use that power judiciously, says Ehlers. "If someone is harassing you or you feel unsafe in any way, you can report their account and/or block them from contacting you further," she says. Check the social media channels' guidelines, and be sure to keep a professional tone throughout the process. But before you block, advises celebrity manicurist Mary Soul Inzerillo, whose 40,000-plus followers on Instagram watch her bedazzle A-listers' nails, think about whether it will negatively impact your image—especially among your peers. Will you cross paths with someone you blocked in real life? Online actions, after all, have real-life consequences.

*“Set aside the time
to go the extra mile
with custom comments
that let each
follower know you
appreciate them.”*

3 BE ATTENTIVE

Though we tend to respond more quickly to negative comments, *all* comments deserve your attention. “Responding to comments and likes is a great way to show appreciation to your followers,” says Ehlers. “Actively engaging with thoughtful responses can organically grow your following, too.” Steer clear of canned responses. Instead, “set aside the time to go the extra mile with custom comments that let each follower know you appreciate them,” she suggests.

4 MIND INTELLECTUAL PROPERTY

Reposting images from other artists traditionally has a negative connotation among the online nail community, but experts agree if you tag and give credit to the original artist, you’re good to go. “Giving credit to the original account and artist will let that person know you admire his or her work and will help prevent conflict,” Ehlers says. Stay on the safe side by reaching out to the original artist via direct message to ask permission to share before posting. Also, when reposting other’s work, “never crop out or delete a watermark!” Rydén stresses.

If you don’t know the source of the image (think: memes or inspiration quotes created by others), Brisbois advises erring on the side of caution and not posting it. “The rule of thumb should be, if you feel like you’re inappropriately sharing something or can’t find a way to give credit, you probably shouldn’t post it,” she asserts. Finally, if someone claims ownership of an image you posted, Mathews says you have two choices: “Either take it down immediately or give attribution if that’s the solution you both agree on,” she says.

5 DON’T MISREPRESENT YOUR WORK

Airbrushing your images beyond recognition is not only unethical, but it also truly does a disservice to you, your potential clients and the industry as a whole. “I believe it’s false advertising to completely change a photo,” says Inzerillo. “A potential client will come into your salon or book a nail stylist for a photo shoot, and if the work isn’t as good as what you showed on social media ... it can make the client hesitant in the future or question other manicurists in a negative way.”

6 DON’T CROWD YOUR FOLLOWERS’ FEEDS

Though “optimal” post frequency differs from platform to platform, everyone agrees that flooding your followers’ feeds with posts can turn them off—and tune them out to the point of unfollowing you. The reason: It looks like you’re spamming them even if that’s not your intention. When mapping out the posting schedule for Frenchies studios, Brisbois says the goal is to “keep followers engaged, but not overwhelmed with too many posts.” Mathews follows this formula: Post one to two times a day on your chosen platform(s)—three times if you have a large following—and leave at least an hour between posts.

*Everyone agrees that
flooding your followers’
feeds with posts can turn
them off—and tune
them out to the point of
unfollowing you.*

BareLuxury™

by MORGAN TAYLOR®

EVEN MORE LUXURY

The same unforgettable sensory spa experience,
now in 24HR Hand & Body Lotions
and Professional Sizes.*



© 2018 Nail Alliance, LLC - Morgan Taylor HM-5146



Call 714.773.9758 or go to MorganTaylorLacquer.com

* Professional sizes only available in CALM and ENERGY

"You never know if a client wants her likeness (even her hands) shared in public. Some people are private. You never know the story until you ask."



HONOR CLIENT CONFIDENTIALITY

Before posting a snap of your client's gorgeous nail art, be sure to ask permission. Think of it this way: "Would you walk up to a stranger on the street and take a picture of her without asking?" Rydén asks. (Answer: Not likely.) In the world of editorial or celebrity nails, you can practice due diligence by checking the call sheet, says Inzerillo. "If it says no social media, then don't even bother asking to post a picture and definitely don't take a sneaky photo," she says. "It's ethically irresponsible not to follow what they specifically ask you not to do." If you disrespect the rule, you likely won't be rehired.

Remember, too, if the project won't go live until a later date, you shouldn't post the imagery prior to publishing. So how does the immediacy of Facebook Live, Snapchat and Instagram Stories fit into this? Again, be mindful of the clients' rules, and don't show finished looks. If you do want to post anything, King suggests keeping it simple—think: a video of your kit or the polishes that will be used.

As for tagging clients, you should always ask permission, because an unsolicited tag could have actual ramifications, Torosian warns. "We had a client who didn't want [to be tagged or have a photo posted] because she has an ex-husband who she has a restraining order against," she says. Adds Mathews: "You never know if a client wants her likeness (even her hands) shared in public. Some people are private. You never know the story until you ask."



THE LITTLE BLACK BOOK OF THE BEAUTY BIZ
VOLUME 1
the secrets of business critical to a salon's success.

It's the information that you need to know that you don't know that you need to know until you need to know it.



Debuted and sold out at the International Congress of Esthetics in May in Dallas!

972-353-0000
info@getpayroll.com

 **GetPayroll**
 **Simon**

LEARN MORE AND GRAB YOUR COPY TODAY:
GETPAYROLL.COM/BOOK

8 DOUBLE-CHECK YOUR GRAMMAR

Nothing spells unprofessional like misspelled words. Even if your brand has a casual tone, spelling and grammar mistakes come across as lazy. "This is a topic that is so much more important than people realize," Rydén asserts. "It's like going to a job interview: Don't dress for the job you already have, dress for the job you want!" To avoid errors, Ehlers recommends reviewing your captions and comments before posting—"not just once, but twice," she says, pointing out that, on a purely functional level, spelling makes a difference in hashtags and tagging. "One letter can be the difference between tagging a client or tagging a stranger, and misspelling a hashtag won't get your profile the exposure you're trying to achieve." Luckily, most platforms include an edit function, so use it as soon as you spot the error.

9 ALWAYS BE POSITIVE

While this final etiquette rule seems like a no-brainer, it really is the one that should be at the forefront of every post you construct. Why? Positivity has a proven beneficial impact on social media engagement. "Not only does a positive tone keep your page professional, it also encourages followers. According to Facebook, the more positive the posts, the more positive the engagement," Ehlers explains. "Your followers want to make real-time connections, and inspiring, upbeat posts are great conversation-starters. Remember, social media can lead to referrals. It pays to be nice, especially in the salon pro industry!" **NP**

Karie L. Frost is a New York-based freelance writer with a proclivity for all things beauty and fitness.

Gulfstream Toll Free. 1.877.622.4853
www.gulfstreaminc.com

Vienna Bench

Paris with LED
Manicure Table

new Chi Spa 2
LED

FANTASTIC FOUR

NOTABLE
NAIL TECHS
TAKE US
BEHIND THE
SCENES,
SHARING
EVERYTHING
FROM HOW
THEY BROKE
INTO THE
INDUSTRY
TO THEIR
CELEBRITY
CRUSHES.

By Francesca Moisin

DEBORAH LIPPMANN @deborahlippmann

New York-based manicurist to the stars and founder of the Deborah Lippmann nail color and care line.



BIG BREAK "I was friends with makeup artists Bobbi Brown and Laura Mercier back in the early days of their careers, so from the start I had my finger on the pulse of what was hot in beauty. The world of nails was very different when I moved to New York in 1993. Hardly any base or top coats existed, and nobody put treatment [ingredients] in their products. I launched my own brand to create the kinds of polishes I wanted to use."

**PROUDEST
MOMENT**

"Being honored as a Nail Visionary at Cosmoprof Worldwide Bologna in 2010, along with industry icons, like Aveda founder Horst Rechelbacher."

MOST MEMORABLE NAIL MOMENT "I worked on the first-ever 'VH1 Divas Live,' and swapped Mariah Carey's nail color to match each costume change. It was thrilling, exhilarating and super stressful!"

JENNY BUI @nailson7th

Indisputable "Queen of Bling," owner of Bronx, New York-based Jenny's Spa and Cardi B's go-to manicurist.



BIG BREAK "I was born in Cambodia and escaped the Khmer Rouge genocide with some of my family before moving to New York and going to cosmetology school. Life was hard, but I always loved doing nails, especially tribal designs and floral bling. No one knew me before VH1 reality star Yandy Smith came to the Harlem salon where I used to work. She loved my nails and told me to put photos of them on Instagram. At the time, I didn't even have an account!"

MOST MEMORABLE NAIL MOMENT

"The first time Cardi B came to my salon in 2013. She was only 20, still on her way to becoming a star. Fame doesn't matter to me; as long as you like my work, that's what I care about. Cardi B now says I'm like her second mom, and that was the first day we became friends."

**PROUDEST
MOMENT**

"This one. It's a long way from where I started."

GO-TO PRODUCT

"Deborah Lippmann The Stripper, for removing polish."



FAVORITE NAIL TECHNIQUE DU JOUR

"Unexpected nail duets: hot pink and hot coral, black and white, buttery yellow with a tip of light pistachio green for spring."

CELEBRITY CRUSH

"Lupita Nyong'o. We play with looks and make statements. I haven't yet found a color in which she doesn't look amazing."

MASTER TECH TIP "From base to top coat, let each individual layer dry for two minutes before applying the next one. Few take the time, but it's how you achieve the truest, longest-lasting color."




ALL-TIME FAVE NAIL LOOK

"A reverse French manicure in red and white—before that was a trend!—for Sophie Dahl's *Vogue Italia* cover shot by Steven Meisel."

WORST ROOKIE MISTAKE

"While working at my first fancy salon, I gave a manicure to a client who kept putting her purse in front of my product cart. Every time I tried to shift it away, she moved it back. Toward the end of the service I grabbed my polish remover and it sprayed all over her custom-made crocodile Hermès bag. We both sat in silent horror, watching the color drain out of her one-of-a-kind clutch."

(From left) Deborah Lippmann with Sarah Jessica Parker, model Karlie Kloss and designer Jason Wu.



FAVORITE NAIL TECHNIQUE DU JOUR

"Acrylic stiletto nails studded with Swarovski crystals."

GO-TO PRODUCT

"Jenny Secret Top Coat."



ALL-TIME FAVE NAIL LOOK

"Cardi B's nails for this year's Grammy Awards. They took two hours to create. I love how the ivory stilettos and multicolored jewels complemented her white Ashi Studio dress."

CELEBRITY CRUSH

"Who else? Cardi B!"

MASTER TECH TIP

"Take time to apply acrylic: too thick, it lumps; too thin, it lifts."

WORST ROOKIE MISTAKE

"Making my acrylics too thin. To get better, I practiced nonstop on my own hands—sometimes to the point of bleeding!"



PATTIE YANKEE @pattieyankee

Industry consultant, founder of Patricia Nail Lacquer and owner of Manhattan's Pattie Yankee Manibar.



BIG BREAK "I used to follow my mentor like a puppy dog, almost always doing work for no pay. One year she got stuck in a snowstorm and couldn't make it to her Dashing Diva consulting gig, so she asked me to fill in. The company hired me the following week to work on training manuals for their international franchise salons. My career with Dashing Diva took me around the world, and I may never have had that opportunity if I weren't so hungry to learn."



GO-TO PRODUCT

"CND Scrub Fresh, for prepping nail surfaces pre-service."

PROUDEST MOMENT

"Appearing on the Court TV show 'Bloom and Politan' to lend my expert opinion regarding the meaning behind a broken acrylic nail, and how that might have influenced the outcome of the Phil Spector case. It was fun and exciting to be part of an ongoing national trial, and I felt it lent credibility to our industry at a time when nail techs weren't as respected as they are today."

MASTER TECH TIP "Always carry backups of the crucial tools and products you need to perform services when on set or with a private client."

JIN SOON CHOI @jinsoonchoi

Editorial manicurist based in New York, owner of the JINsoon spas and founder of the JINsoon nail line.



BIG BREAK "The New York Times ran a seven-page spread of my nail art in 2001, before nail art was the phenomenon it is today. After that, I started getting hired to do lots of beauty campaigns, and I began working with photographers like Steven Meisel, with whom I still collaborate on a regular basis."

GO-TO PRODUCT

"JINsoon Top Gloss, for giving fresh life to old polish."

PROUDEST MOMENT

"Launching my eponymous nail polish line. It's the culmination of all my professional efforts to date."




MOST MEMORABLE NAIL MOMENT: "I worked with Beyoncé for the *Austin Powers in Goldmember* music video, but no one informed me that I had to prepare nail art on tips before the shoot—I found out on set. Beyoncé didn't want any glue, so I quickly used Swarovski rhinestones to create designs on tips that were pre-polished and pre-glued with water-soluble adhesive. She loved them!"

WORST ROOKIE MISTAKE "I tend to be a nervous blabber, so I used to fill silent manicure moments by divulging too much personal information [about myself] to clients. That backfired more than once—and even put a strain on my marriage. Customers can become friends over time, but now I tell new techs to always start by treating them like clients."



ALL-TIME FAVE NAIL LOOK "Katy Perry's mani for the 2013 Met Gala. She wore Dolce & Gabbana, and her look was inspired by Joan of Arc. I used iridescent foil as the base on top of gold polish from my line, and then created a medieval cross with square studs and real rubies in the center."

(From left) Pattie Yankee with Patina Miller backstage at Georgine during New York Fashion Week; with Lindsay Lohan; with Orlando Bloom; posing with "The Real Housewives of New York City" star Kristen Taekman after collaborating on the reality star's nail polish line, Pop of Color.



FAVORITE NAIL TECHNIQUE DU JOUR

Gel polish manicures.

CELEBRITY CRUSH

"Katy Perry. She'll go for anything and everything when it comes to nails, and then surprise you the next minute by being understated."

MOST MEMORABLE NAIL MOMENT "When Katy Perry invited me to Philadelphia for the Democratic National Convention and I got to meet Hillary Clinton. I felt so blessed to be part of such an important moment in history. Any tech could have been chosen for the event, but because I had established a relationship and built trust with Katy and her team, I was the one selected. It's a time I'll treasure forever."

FAVORITE NAIL TECHNIQUE DU JOUR "Simple, modern art that requires only basic tools, like a dotter or thin brush, to create color blocks, moon shapes or abstract paintings."


ALL-TIME FAVE NAIL LOOK "A Kandinsky painting and an American flag I created for *The New York Times Magazine*. It was very meaningful to interpret and replicate those two iconic images on nails."



CELEBRITY CRUSH "Selena Gomez. I really love her as a person; she's very sweet and kind. She also has beautiful nails and simple yet diverse taste when it comes to painting them."

MASTER TECH TIP "Trim nails by following the shape of the overall nail plate, rather than the exact line of the free edge. Often free edge nail lines are uneven, so if you file conforming to that line, your shape won't be balanced and consistent." **NP**

(From left) Jin Soon Choi's American flag nails created for *The New York Times Magazine*; backstage at Derek Lam's fall/winter 2016 show; backstage at Brock Collection's fall/winter 2016 show; with Michael Kors.



WORST ROOKIE MISTAKE "Over-cutting cuticles, which can lead to infection."

20 TIPS FOR FLAWLESS GEL MANIS

SEASONED PROS AND TOP EDUCATORS SHARE
THEIR FAVORITE TRICKS FOR CREATING
UNFORGETTABLE GEL SERVICES.

With all of the new innovations in the nail world, we don't seem to talk about gel polish as much as we used to—but that doesn't mean the service doesn't deserve some love! After all, gel polish brought women back to the salon and remains one of the most-requested services out there. So we've tapped a slew of gel polishing pros for their best, most used and, in some cases, secret tips to ensure long-lasting results and damage-free removal. Plus, check out the hottest colors of the season that your clients are going to want now!

1

STICK TO A SYSTEM

Make sure that you use the same manufacturer's primer, base, color and top coat. If you mix and match products, you can face a number of issues, including product breakdown, premature lifting and difficult removal, which can cause damage to the nail. —*Genesis Ward, educator, EzFlow*

2

KNOW YOUR CLIENT

The ideal client for gel polish is one who has nice natural nails and wants the color to stay on for two weeks. However, gel polish isn't suited for everyone; some clients are too hard on their nails and others will pick it off. For those clients, I recommend a soft or hard gel service. —*Vicki Ornellas, global educator, ibd*

3

DON'T RUSH

Take your time with each step, from cuticle care to nail prep to application. This will save time overall because you won't have to fix mistakes later. —*Mary O'Brien, nail enhancement specialist, Studio Twenty Nail Stylists, Broomfield, CO*

4

FIRST HAND FIRST

Perform your prep and primer on one hand at a time. Instead of dehydrating and priming both hands at once, dehydrate, prime and gel base on one hand, then repeat on the other hand while the first is curing. This ensures maximum adhesion, as you don't run the risk of oils resurfacing in the nail or your clients touching something. —*Ashley Thornton, instructor/educator, Cuccio Pro*



Mia Secret Gelux
White Peony
miascretnails.com



EzFlow TruGel
Whatchamacallit
ezflow.com



Gel II
Pink Sand
geltwo.com



ibd Just Gel Polish
Pinkies n Cream
ibdbeauty.com



Akzéntz Luxio
Haven
akzentz.com



Bio Seaweed Gel Unity All-in-One
Pinky Swear
bioseaweedgel.com



Orly GelFX
After Glow
orlybeauty.com



ibd Just Gel Polish
Stole Your MANDarin
ibdbeauty.com



Bio Seaweed Gel Unity All-in-One
Flamingo
bioseaweedgel.com



Kiara Sky
Cherry on Top
kiarasky.com

5

GO WATERLESS

Dry manicures (i.e., avoiding water, oils or lotion prior to the gel application) are the best way to prep the nails for a long-lasting gel manicure. —*Elaine Jones, educator, Orly*

6

PRO PRIMER

I always use a bonder on my gel manicures before applying base coat in order to make sure that the gel will last on my toughest clients. —*Reina Santos, owner, Luxe Nailscape, Fairfield, CA*

7

TURN, ROLL, TWIRL!

I start my gel manicure by prepping the color: First, I turn the bottle upside down and roll it between my hands for about 30 seconds. Then, I turn it back over, open the cap and twirl the brush in the bottle for more pigment mixing. —*Kelly Bannon, educator, Orly*

8

THIN IS IN

It shouldn't look like the client is wearing a coating on her nails! Don't attempt full coverage application on the first layer; this can lead to thick-looking polish that may not fully cure, only to peel off in sheets a few days later. —*Roxanne Valinoti, education manager, CND*

**OPI GelColor**

Pink Ladies Rule the School
opi.com

**Bio Sculpture Gel Evo2**

Carol
biosculpturegel.com

**Ugly Duckling**

024
uglyducklingnails.com

**Orly GelFX**

Valley of Fire
orlybeauty.com

**Joya Mia Gel Color**

JMG-24
joyamia.com

**Young Nails Go Time**

Love Is Love
youngnails.com

**Bio Sculpture Gel Evo2**

Pippa
biosculpturegel.com

**CND Shellac**

Offbeat
cnd.com

**ibd Just Gel Polish**

Concealed with a Kiss
ibdbeauty.com

**CND Shellac**

Gypsy
cnd.com

9

10

11

12

LOAD, WIGGLE AND PULL

I like to load up my brush, then wiggle it up to the cuticle area. I let it rest there for a couple of seconds to let the gel flow down. Once I'm happy with the cuticle area shape, I wipe off the excess gel from my brush and pull any remaining gel down toward the free edge. —*Leah Palhegyi, founder, Luxapolish*

MORE IS MORE

When using light or sheer colors, I find that applying three thin coats of gel is better than fixing two thick coats that can run into the sidewalls. —*Terry Nguyen, global educator, Kiara Sky*

SHORTENED RETURN

If you find your gel polish shrinking, try applying color to two fingers at a time, and then flash-cure it to set the gel polish in place. —*Michelle Dao, educator, Gel II and La Palm*

BRUSH UP

When layering colors, use a gel brush to apply the second color. You'll get more even coverage, a thinner application and a perfect finish. —*Heather Reynosa, education ambassador, CND*



Gelish
You've Got Tan-Gerine Lines
gelish.com



Cuccio Colour Veneer
Be Fearless
cuccio.com



Entity Color Couture
Suns Out, Shades Out
entitybeauty.com



China Glaze Geláze
Casual Friday
chinaglaze.com



Artistic Colour Gloss
Electric Daisy Girl
artisticnaildesign.com



Triple Vitamin Vitamin GelColor
Spotlight
triplevitamin.com



Luxapolish Gel Color
Flash
luxapolish.com



EzFlow TruGel
My Beeper's a Keeper
ezflow.com



Gelish
Limónade in the Shade
gelish.com



Artistic Colour Gloss
Let's Get Electric
artisticnaildesign.com

ARTIST AT WORK

Using gel polish as an art element is very forgiving. When adding details to a design, remember that any mistakes can be wiped away and given a second chance until the nail is cured. This is very helpful, as things don't always go as planned! —*Kesha Scales, owner, Spoil Me ... Nail Bar, Memphis, TN*

ACRYLIC ADD-ON

When applying gel polish to acrylic nails, skip the base coat and only cap the free edge once with the color and top coat. This will keep you from losing your shape and making the nail appear too bulky. —*Janelle Akers, owner, Nailed by Nell Salon and Gift Shop, Lake Silkworth, PA*

BRIGHT IDEA

Good workspace lighting is key. Rotate the nail between your fingers under a bright light, side to side and up and down, to see any bubbles, lint or spots you may have missed. This will help you see any imperfections so you can fix them before curing. —*Emily Oakley, Fort Lauderdale, FL*

LONG WEAR FOR TOUGH TIPS

Try sealing the free edge with only base coat and top coat, no color. I find that on some clients, this technique makes gel polish manicures last longer. —*Yuliya Normand, lead educator, Entity Beauty*



Triple Vitamin Vitamin GelColor
Leap'n Lizards
triplevitamin.com



Cuccio Colour Veneer
Make a Difference
cuccio.com



Akzéntz Luxio
Brazen
akzentz.com



OPI GelColor
Was It All Just a Dream?
opi.com



SuperNail ProGel
Half-Shell Surprise
supernailprofessional.com



China Glaze Geláze
Chalk Me Up
chinaglaze.com



Gel II
Sea Splash
geltwo.com



SuperNail ProGel
Commander in Reef
supernailprofessional.com



OPI GelColor
Chills Are Multiplying!
opi.com



Bio Sculpture Gel Evo2
Candice
biosculpturegel.com

PRECISE CLEAN-UP

If I get gel polish on the cuticle, I use a walnut picker to clean it out. It's a metal tool with a perfectly shaped tip for the job! —*Danielle Candido, master educator, Gelish*

CHOOSE YOUR POTION

I prefer using gel polish remover over acetone. It breaks down the gel faster and doesn't evaporate like acetone. —*Vicki Ornellas, global educator, ibd*

THE HEAT IS ON

Removal goes faster when heat is applied. After wrapping nails in removal solution foils, wrap each hand in a warm, wet washcloth and then cover both hands with a dry towel. The gel polish will start flaking off in no time! —*Alisha Rimando, executive vice president and creative director, Artistic Nail Design*

DOUBLE DOWN

Instead of having my clients soak off their gel polish in acetone, I apply two coats of base gel with every service. By doing this, I can file off the gel polish without damaging the natural nail. I leave a thin coat of the base gel on the nail and do all of the prep work and filing, then go in with a new coat of base and gel color. I've found that my clients' nails stay healthy and strong without the constant use of acetone. —*Lisa Silveous, Lisa's Nail Nook, Centerburg, OH* **NP**



Entity Color Couture
Sandal Strut
entitybeauty.com



Young Nails Go Time
Triptastic
youngnails.com



Artistic Colour Gloss
I'm With the DJ
artisticnaildesign.com



Luxapolish Gel Color
Purple Crush
luxapolish.com



China Glaze Gelaze
Under the Boardwalk
chinaglaze.com



Entity Color Couture
Little Pink Romper
entitybeauty.com



Kiara Sky
Razzleberry Smash
kiarasky.com



Gel II
Fish Lips
geltwo.com



Gelish
Flip Flops & Tube Tops
gelish.com



Mia Secret Gelux
Sweet Violet
miascretnails.com

Uncomfortably Numb

NAIL TECHS ARE PARTICULARLY PRONE TO DEVELOPING CARPAL TUNNEL SYNDROME. HERE'S HOW TO STOP IT IN ITS TRACKS.

A cover shoot with Heidi Klum for *Cosmopolitan Germany* should've been an exciting experience for celebrity nail artist Destinee Handly, but instead she found herself crying in her car at the day's end, overcome by pain in her hand. "It hurt so bad," she recalls. "My thumb wouldn't move. It was just burning and felt numb."

The cause of Handly's pain that day was carpal tunnel syndrome (CTS), a condition where the median nerve in the hand becomes compressed. It caused her so much pain that it took a half-hour of hand massage to relieve the discomfort enough to allow her to drive home. Doing nails had triggered pain in Handly's hands before, but never to such a severe degree. Only 23 at the time, Handly took a nearly two-year break from doing nails after that shoot to recharge.

Although CTS only affects around 5 percent of the population, women are three times more likely than men to develop the condition, and the physical demands of certain occupations, including nail technician, can exacerbate it. Here's why doing nails might be putting you at risk for developing CTS, and what you can do to prevent and treat it.

UNDERSTANDING CARPAL TUNNEL SYNDROME

At the root of CTS is the median nerve, one of the three major nerves that supplies sensation and motor activity to the hand, explains Mark Elzik, MD, a hand and upper-extremity surgeon at South Orange

County Orthopaedics in Mission Viejo, California. When it's compressed, it can cause numbness and tingling in the thumb, index finger, middle finger and half of the ring finger. The median nerve also helps power the muscle that enables the movement of the thumb, and can become weakened with severe carpal tunnel syndrome.

Many people are aware of CTS, particularly people who work on computers all day, but nevertheless, the condition is often misunderstood, Dr. Elzik says. "Frequently in my office, I have patients come in thinking they have carpal tunnel syndrome simply because they have wrist pain," he says. "But that's not a typical symptom of carpal tunnel syndrome. It's a nerve condition." What causes the compression of the nerve is a ligament that lies on top of the nerve in the wrist and can thicken with time and age, Dr. Elzik explains.

"We think what's really happening is that the nerve is losing its blood supply," says Rachel S. Rohde, MD, associate professor of orthopaedic surgery at the Oakland University William Beaumont School of Medicine and spokesperson for the American Academy of Orthopaedic Surgeons. A ligament and several bones form a "tunnel" through which the median nerve and all of the tendons that flex our fingers travel, Dr. Rohde explains. Any swelling of the tendon, thickening of the ligament or position that reduces the space in the tunnel can press on the blood supply to that nerve and cause numbness, tingling and pain.

CTS FACTS*

Approximately 5 million workers in the United States suffer from carpal tunnel syndrome.

Although many people associate CTS with computer workers, the condition is three times more common among assemblers, for example, than among data-entry personnel.

CTS is most frequently diagnosed in people who are between the ages of 30 and 60.

CTS can be evaluated and treated by general practitioners, along with orthopedists, rheumatologists, neurologists and physiatrists.

Sources: American Journal of Industrial Medicine, healthline.com, MedicineNet.com, ninds.nih.gov



PEACH PALETTE

Two bottles of ibd nail polish are shown against a dark, textured background. The bottle on the left is red with a black cap and is labeled "ibd. ADVANCED WEAR PRO • LACQUER LACA • PRO 14 mL / 0.5 fl oz". The bottle on the right is white with a white cap and is labeled "ibd. Just GEL POLISH 2848G Glow Up LED/UV Pure Gel Gel Pur LED/UV • Gel Puro LED/UV LED/UV-Pur-Gel 14 mL / 0.5 fl oz".



Join our beauty network: ibdbeauty.com | [@ibdbeauty](https://www.instagram.com/ibdbeauty) | [#ibdbeauty](https://www.facebook.com/ibdbeauty) | [#justgelpolish](https://www.instagram.com/justgelpolish) | [#ibdadvancedwear](https://www.instagram.com/ibdadvancedwear) | [#PeachPalette](https://www.instagram.com/PeachPalette)

Register by September 7th

HANDS-ON WORKSHOPS

Monday
September 24, 2018

presented by
NAILPRO Networking Events



Register for a hands-on
workshop on Monday, 9.24.18
and get a **FREE** general
admission ticket to NAILPRO
Sacramento Nails-Only Show
on Sunday, 9.23.18

To register, view class descriptions and list
of supplies needed for each workshop visit:
nailproevents.com/sacramento

WHO IS AT RISK?

People who are obese or pregnant or have diabetes, arthritis or thyroid disease are at higher risk for developing CTS, and some people seem to be genetically prone to it. It's also more commonly experienced by individuals with certain jobs. Quarry and rock drillers, forestry workers using saws, jackhammer operators, dentists and jewelry makers using vibrating tools, factory and assembly workers, and nail techs all have a higher incidence of CTS, Dr. Elzik says. The thing they all have in common? People in these professions perform specific physical tasks over and over again. Anyone who spends a lot of time forcefully gripping, pinching or pounding with their hands, for example, is at greater risk of experiencing CTS.

"It's the repetitive and prolonged time spent with the wrist in [certain] positions that can really serve as a risk factor," Dr. Elzik says. "Some studies have shown that you need to have your wrist in extreme positions for at least 20 hours a week in order to have a significant increase in the risk of carpal tunnel syndrome."

"Poor wrist position and extremes of motion certainly can contribute," Dr. Rohde agrees. "I've seen nail techs grip the instruments and polish bottles pretty forcefully, so it's very much like working on jewelry or other objects with instruments."

Handly has found this to be true in her own situation. "It's not the hand that I paint with [causing the pain], but the one I hold people's hands with—holding each finger individually and pinching the polish bottle for two hours," she says. Sitting in one position for a long time, which restricts circulation, doesn't help either.

Gripping a polish bottle, using an e-file and pushing back cuticles require using the thumbs and many of the same muscles repeatedly. Ruth Kallens, owner of Van Court Studio in New York City, says her CTS pain is so bad that she can't do nails nearly as often as she used to, adding that writing and typing on a computer hurt as well.

SIGNS AND SYMPTOMS

At first, CTS symptoms might be mild and come and go. Usually, the first symptoms of carpal tunnel are numbness, tingling or a "pins-and-needles" sensation in those fingers, Dr. Rohde says. "Often, people experience this at night because we tend to sleep with our wrists bent, which presses on the nerve more," she says. A telltale sign that CTS is progressing occurs when people start feeling pain or numbness during the day as well.

CTS sufferers might also experience a burning sensation or pain particularly in the thumb and index, middle and ring fingers, and



Wearing a wrist brace
can help those with
early-stage CTS.

GETTY IMAGES/PETARSET/ISTOCK

those sensations sometimes travel up the forearms to the shoulders. "If that continues, over time permanent nerve damage can occur," Dr. Rohde says. "That might be numbness, weakness and loss of dexterity, which nail techs need. And it can lead to dropping objects, having trouble with buttons and zippers, and having difficulty with other minor tasks we take for granted." Dr. Elzik concurs, "If left untreated, carpal tunnel syndrome can cause permanent loss of sensation in the thumb and index, middle and ring fingers, and can also cause permanent atrophy of one of the thumb muscles."

PREVENTION AND TREATMENT

Because CTS is often hereditary, there isn't a lot you can do to completely prevent it, other than address controllable risk factors such as diabetes and obesity. But being proactive can help you reduce its impact, should you start to see signs of it developing.

If you experience symptoms of numbness and tingling in the hands on a regular basis, it's important to see a doctor as soon as possible, Dr. Elzik says. Doctors can evaluate how well your median nerve is working, as well as the strength of the muscles around your thumb. "The earlier we catch carpal tunnel syndrome, the easier it is to treat and the better the outcome," he says.

A common treatment for early-stage carpal tunnel syndrome is a wrist brace that keeps the median nerve in a "comfortable" position. A brace can keep the wrist straight, maximizing the space for the nerve inside the wrist, Dr. Elzik explains. To temporarily reduce the inflammation that exacerbates CTS, doctors may prescribe ibuprofen or cortisone shots as well, or refer patients to a therapist who can demonstrate "nerve gliding" exercises that might help.

If none of that helps, surgery is an option, Dr. Elzik says. "In general, people recover very well," he says. "I've had patients who are nail techs undergo carpal tunnel surgery and return to work within a week or two, but it very much depends on the patient."

Although Drs. Elzik and Rohde say they haven't yet seen scientific evidence that alternative therapies are effective at alleviating CTS pain, Handly and Kallens have found some relief using natural remedies. Handly also credits

her recovery in large part to the "yoga for surfers" classes she discovered. She stays off her wrists, doing some poses on her forearms or standing instead. The National Institutes of Health notes on its website, in fact, that yoga has been shown to help relieve pain and increase grip strength in people with CTS.

Likewise, Kallens has found stretching,

acupuncture and massage helpful. "All the muscles in the forearm that techs use are all connected to the elbow and then the shoulder blade, and a really good masseuse can help alleviate that pressure and pain," she says. **NP**

Virginia Pelley is a freelance journalist and editor based in Tampa, FL.



POLYDIP
french kit

Introducing our newest dipping system kit, **POLYDIP!**
Our easy to follow step-by-step dip system allows you to create flawless nail enhancements!

EASY TO USE ♥ FLAWLESS RESULTS ♥ LASTS 4+ WEEKS

Our POLYDIP French Kit includes:
6 stunning powders, 1 Prep+Bonder, 1 Basecoat, 1 Sealer
1 Topcoat, 1 Cuticle Oil, 1 Brush Cleanser, 1 Dipping Tray,
Replacement Brushes and 1 Dropper.

Available online at www.christriostore.com


CHRISTRIO®

800.574.4252 | WWW.CHRISTRIO.COM | INFO@CHRISTRIO.COM

Revel Nail

DIP POWDER / REVELNAIL.COM

Revel Nail Dip Powder is a nontoxic and odor-free dip system that produces lightweight, flexible and chip-resistant results. Available in more than 200 colors, the system can be used on natural nails without needing a primer for quick and easy application.



1 Prep the nail by buffing away any shine. Apply a thin coat of Pro Base to the entire nail using even strokes.

2 Use a scooping motion to dip the finger into a tray containing the dipping powder; tap off any excess powder from the finger. Apply a second coat of Pro Base to the entire nail and dip the finger into the powder a second time.

3 Apply a generous amount of Activator to the nail, making sure to cap the free edge. Allow the nail to dry for 1 minute.

4 Shape and buff the nail using a 240-grit buffer and have the client rinse her hands with warm water (no soap).

5 Apply a second coat of Activator to the nail. Wait 15 seconds, and then gently wipe the nail dry with a paper towel.

6 Apply Finish Gel to the nail using two to three quick brush strokes. Allow the nail to dry for 15 seconds and apply a second coat of Finish Gel; this application can be applied more slowly and precisely. After the nails have dried completely, finish with cuticle oil.

The Choice Of Professionals

SINCE 1980



TWEEZERMAN®
Professional

For more detailed information and a distributor near you, please visit tweezerman.com or call 1.800.645.3340

Cuccio Pro

POWDER POLISH DIP / CUCCIO.COM



TIP!

To achieve an even coat throughout the dip application, keep your brush parallel to the nail.

1



2



3



4



5



6



7



8



Cuccio Pro introduces neon hues to its **Powder Polish Dip System**. The new collection of dipping brights can be applied individually or mixed together to create unique and long-lasting nail designs.

1 Prep the nail with nail primer. Apply one coat of Nail Base & Top Gel.

2 Dip the nail into a tray of white Powder Polish*.

3 Scoop small amounts of Neon Orange, Neon Pink, Neon Blue and Neon Yellow powder into a dip tray. Keep the lighter shades, Neon Orange and Neon Yellow, in the middle of the tray while placing the darker shades, Neon Blue and Neon Pink, on the outside of the mixture.

4 Drag a dotting tool through each color to blend them together.

5 Apply one coat of Layering Gel Dip and turn the client's finger around before dipping the nail into the blended powder.

6 Apply a second coat of Layering Gel Dip and guide the nail into a tray with clear Powder Polish*.

7 Apply one coat of Nail Base & Top Gel and follow with one coat of Gel Activator. Wait for the nail to dry, and then file and buff the nail.

8 Apply gel top coat and cure for 1 minute under an LED lamp or 2 minutes under a UV lamp.

*Not included in the neon color collection.

FOR THE PRICE OF ONE SKINNY, HALF SOY, FRAPPAMOCHA PER WEEK, YOU CAN AVOID BANKRUPTCY.



Of course, accidents happen, but don't let one put you in financial ruin or, even worse, make you abandon your career.

Whether you are working in your own salon, rented space, or working as an employee, Elite Beauty Insurance provides coverage for more than 350 beauty services for one, low price.

Get insured in under 5 minutes to protect your career!

\$149 price reflects savings of \$10 for Nail Pro readers.

**ELITE BEAUTY
INSURANCE**

EliteBeautyIns.com/NPro13

800.980.1052

HAPPENINGS

SHOWS & EVENTS

July

Nail Tech Event of the Smokies

July 7-9
Gatlinburg Convention Center, Gatlinburg, TN.
Contact Nail Tech Event of the Smokies;
info@nailtechevent.com.

City of Hope Spirit of Life Award Gala

July 28
Mandalay Bay Ballroom, Las Vegas, NV.
Contact City of Hope, 1500 E. Duarte Rd., Durate,
CA 91010; 626.218.6560; cityofhope.org.

Cosmoprof North America

July 29-31
Mandalay Bay Convention Center, Las Vegas, NV.
Contact Professional Beauty Association, 15825
North 71st St., #100, Scottsdale, AZ 85254;
800.468.2274; cosmoprofnorthamerica.com;
info@cosmoprofnorthamerica.com.

August

Face & Body Northern California

August 26-27
McEnergy Convention Center, San Jose, CA.
Contact Allured Business Media, 336 Gundersen
Dr., Suite A, Carol Stream, IL 60188; 630.653.2155;
faceandbody.com; fbnc@allured.com.

September

The Makeup Show Orlando

September 15-16
Hyatt Regency Orlando, Orlando, FL.
Contact The Makeup Show, 123 W. 18th St.,
8th Fl., New York, NY 10011; 212.242.1213;
themakeupshow.com.

NAILPRO Sacramento

September 23
Sacramento Convention Center, Sacramento, CA.
Contact NAILPRO, 7628 Densmore Ave., Van Nuys,
CA 91406; 818.782.7328; nailproevents.com.

NAILPRO Sacramento Hands-On Workshops

September 24
Sacramento Convention Center, Sacramento, CA.
Contact NAILPRO, 7628 Densmore Ave., Van Nuys,
CA 91406; 818.782.7328; nailproevents.com.

CLASSES

July

LeChat

800.553.2428, lechatnails.com
1 Demo/Class: Anaheim, CA.
1 Demo/Class: Garden Grove, CA.
22 Demo/Class: San Gabriel, CA.
22 Demo/Class: Los Angeles, CA.

OPI

800.422.2336, wellaed.com/classes
16 Design Scape: Springfield, IL.
16 Demo Day: Omaha, NE.
16 Design Scape: Grand Island, NE.
23 Discover OPI Gel Color: Springfield, IL.
30 Discover OPI Gel Color: Colorado Springs, CO.

Young Nails

714.992.1400, youngnails.com
9-13 Mastering Gel: Anaheim, CA.

August

LeChat

800.553.2428, lechatnails.com
19 Demo/Class: Anaheim, CA.
19 Demo/Class: Garden Grove, CA.
19-20 Demo/Class: Philadelphia, PA.
26 Demo/Class: San Gabriel, CA.
26 Demo/Class: Los Angeles, CA.
26-27 Demo/Class: Atlanta, GA.
26-27 Demo/Class: Chicago, IL.

OPI

800.422.2336, wellaed.com/classes
6 Surviving State Inspection: Springfield, IL.
13 Demo Day: Miami, FL.
13 Discover OPI Gel Color: Overland Park, KS.
27 Design Scape: Cedar Rapids, IA.

Young Nails

714.992.1400, youngnails.com
6-10 Mastering Acrylic: Anaheim, CA.
26 Need for Speed: Anaheim, CA.

AS OF
NAILPRO
PASADENA

2018 NAILPRO Cup Standings

INDIVIDUALS

Emese Koppanyi	1,488.50
Genesis Ward	1,477.50
Sayaka Kitano	1,214.00
Iryna Gross	1,137.75
Nikki Payton	1,009.00
Andy Ho	981.75
Yamileth Doiron	914.50
Brenda Skermont	901.25
Jessica Briarmoon	875.50
Tiffany McBride	837.50

TEAMS

EzFlow	4,608.75
ibd	4,317.50
Crystal Nails USA	2,229.00
EDKO	1,488.50
Akzéntz	1,313.75

SPONSORS



For an expanded list of Happenings, go to nailpro.com/events. To share your upcoming events with our readers, email nailpro@creativeage.com.



VOLCANOSPA P E D I C U R E™

5-STEP SPA-IN-A-BOX WITH BUBBLING & FIZZING

See the difference!

Detox Volcano Crystals and Activators combine to create an invigorating and detoxifying experience with a fun, bubbling explosion! Complete the pedicure treatment with an Exfoliating Sugar Scrub, Collagen Cream Maske and Collagen Massage Lotion.

VOLCANO SPA PEDICURE™

BIG 9OZ BOX (APPROX NET WEIGHT)

HUGE BUBBLE & FIZZING ERUPTION

ADDED ORGANIC INGREDIENTS & COLLAGEN

MANY LONG-LASTING BENEFITS

EVERYONE WILL TELL THEIR FRIENDS!

VS

OTHER BRAND "FIZZ" PEDICURES

4OZ BOX (APPROX NET WEIGHT)

SMALL AMOUNT OF FIZZING

NO COLLAGEN & LOW-QUALITY INGREDIENTS

LIMITED BENEFITS THAT DON'T LAST

NOTHING TO BRAG ABOUT



MADE IN THE USA
PATENT PENDING

Feel the Detox Eruption!

BUY ONLINE OR AT A DISTRIBUTOR NEAR YOU.
WWW.LAPALMSPAPRODUCTS.COM



MARKETPLACE

Advertise your products and reach new clients.


818.782.7328 • Visit nailpro.com



**VISIT OUR WEBSITE
FOR WEEKLY
HOT DEALS**

THE ORIGINAL
**Premier
Nail Source**
"The Nail Tech's Best Friend"

www.premiernailsources.com



ADI AMERICAN DAWN®
800 627 5839 | www.adisalonproducts.com

Dollarnailart.com

A burst of color with spectacular Sequins in 12 brilliant colors: White AB, Black Light, Emerald, French Roast, Gold, Lemon Grass, Peacock, Metallic Pink, Fire Red, Silver, Sapphire and Violet.

SEQUINS



Individual Colors \$1.00 Set of 12 Colors. \$10.20

954.564.6303 | dollarnailart.com

NAILPRO

Creative Age Publications • Maggie and Ozzie Award Winner

Trade Shows: NAILPRO Pasadena • NAILPRO Sacramento



PRESIDENT/CEO
CHIEF OPERATING OFFICER
VICE PRESIDENT/CFO
ASSOCIATE PUBLISHER

Deborah Carver • deborah.carver@creativeage.com
Jeff Black • jblack@creativeage.com
Mindy Rosiejka • mrosiejka@creativeage.com
Suzanne Craven • scraven@creativeage.com

EDITORIAL

EDITORIAL DIRECTOR/EXECUTIVE EDITOR
MANAGING EDITOR
ASSISTANT EDITOR

Stephanie Yaggy Lavery • slavery@creativeage.com
Lotus Abrams • labrams@creativeage.com
Dina Ciccarelli • dciccarelli@creativeage.com

ART

CREATIVE DIRECTOR
SENIOR ART DIRECTOR
ASSISTANT ART DIRECTOR
PREPRESS MANAGER/GRAPHIC ARTIST

Danielle Caseñas
Patricia Quon-Sandberg • pquon@creativeage.com
Laura Fenwick
Sophia Freeman

DIGITAL

CREATIVE DIRECTOR - WEB
SOCIAL AND DIGITAL MEDIA CONTENT DIRECTOR
DIGITAL CONTENT MANAGER
OPS/DIGITAL EDITOR

Ryan Boydston • rboydstun@creativeage.com
Amy Dodds • adodds@creativeage.com
Sigourney Nuñez • snunez@creativeage.com
David Simpson • dsimpson@creativeage.com

PRODUCTION

PRODUCTION DIRECTOR
PRODUCTION COORDINATOR
PRODUCTION ASSISTANT

Madlen Martinez
Claudia Marquez • cmarquez@creativeage.com
Flora Robinson

ADVERTISING/MARKETING

ACCOUNT EXECUTIVE
ACCOUNT EXECUTIVE
ACCOUNT EXECUTIVE

Diane Walker
Jerry Lovell
Shanda Ogas

CIRCULATION

CIRCULATION DIRECTOR
EMAIL MARKETING MANAGER
AUDIENCE MARKETING MANAGER

Barbara Shepherd • bshepherd@creativeage.com
Steve Verba • sverba@creativeage.com
Jamie Andrew • jandrew@creativeage.com

SUBSCRIPTION CUSTOMER SERVICE

NAILPRO, P.O. Box 460159, Escondido, CA 92046-0159, USA
Phone 800.624.4196, nailpro@pscpublicink.com

BACK ISSUES AND SINGLE COPIES

\$10 each issue. 800.442.5667
subscriptions@creativeage.com

ADMINISTRATION

DIRECTOR OF EDUCATIONAL DEVELOPMENT
COMPETITION DIRECTOR
SHOW MANAGER
SPECIAL PROJECTS MANAGER
ACCOUNTING MANAGER
ACCOUNTS RECEIVABLE MANAGER
ACCOUNTING ASSISTANT

Melanie Kopeikin
Jewell Cunningham
April Menendez
Sashy Rodas
Lourdes Nuno
Viktoria Milshsteyn
Michelle Ruedy

NAILPRO SHOW REGISTRATION • nailpro.com • 888.491.8265

LAUNCHPAD

the Colorist

Nailpro

NAIL IT!

BEAUTY STORE BUSINESS
magazine

MAN

DAYS/PA

MedEsthetics.

eye|lash

7628 Densmore Avenue, Van Nuys, CA 91406 • 818.782.7328 • FAX: 818.782.7450

The views and opinions in the articles herein are not to be taken as official expressions of the publishers, unless so stated. The publishers do not warrant, either expressly or by implication, the factual accuracy of the articles herein, nor do they so warrant any views or opinions offered by the authors of said articles. ©Copyright 2018 by Creative Age Publications, Inc. All rights reserved. Some images copyright © 2017. No part of this journal may be reproduced in any form or by any means, including photocopying, or utilized by any information storage and retrieval system without written permission from NAILPRO.

Uncomfortably Numb

Earn Certificates of Achievement as you test your skills with NAILPRO's Professional Participation Program. In each issue, you'll find a multiple-choice test that will allow you to demonstrate what you've learned from Nail Clinic. For answers to this month's test, see "Uncomfortably Numb" on page 74. Simply circle the correct answers and mail the page to the address below. You can also access the article and submit the test via our website at nailpro.com/test-yourself. If you earn a score of 80% or higher, you'll be awarded a framable Certificate of Achievement. A perfect score earns a Certificate of Achievement With Honors.

1. Carpal tunnel syndrome (CTS) is _____.

- A. A muscle disorder
- B. A softening of the bones in the wrist
- C. A nerve condition
- D. All of the above

2. Severe CTS can weaken the muscles around the thumb.

- A. True
- B. False

3. Early symptoms of CTS pain typically occur _____.

- A. First thing in the morning
- B. At midday
- C. At night
- D. Early in the evening

4. A common early sign of CTS is wrist pain.

- A. True
- B. False

5. CTS affects _____ percent of workers in the United States.

- A. 25
- B. 5
- C. 8
- D. 42

6. Wearing a brace can relieve CTS pain because it keeps the wrist at 90 degrees.

- A. True
- B. False

7. The primary nerve responsible for sensation and motor control in the hand is called the _____.

- A. Median nerve
- B. Middle nerve
- C. Medius nerve
- D. None of the above

8. CTS often runs in families.

- A. True
- B. False

9. Which of the following is *not* a direct risk factor for CTS?

- A. High blood pressure
- B. Obesity
- C. Arthritis
- D. Pregnancy

10. If left untreated, CTS can cause permanent loss of sensation in the thumb and fingers.

- A. True
- B. False

NAME _____

SALON NAME _____

ADDRESS _____

CITY, STATE, ZIP _____

EMAIL _____

Write in your answers on this form and send it to: NAILPRO, Professional Participation Program, 7628 Densmore Ave., Van Nuys, CA 91406-2042. Or, take the test online at our website, nailpro.com/test-yourself. Submissions must be postmarked or received online by July 31, 2018. Answers will appear in the September issue.

Answers to May test : 1) A 2) C 3) D 4) B 5) C 6) D 7) B 8) D 9) B 10) A


AD INDEX

ADI American Dawn	84	ibd Beauty	37, 75
800.627.5839 • adisalonproducts.com		ibdbeauty.com	
Americanails.com	92	Intrinsics	24
800.727.1119 • premiernailsources.com		intrinsics.net	
Antoine de Paris	47	iZen Pro Shaker	26
800.222.3243 • antoinedeparis.com		proshaker.com	
Artistic Nail Design	31	La Palm Spa Products	83
714.773.9758 • artisticnaildesign.com		lapalmospaproducts.com	
Bio Sculpture Nails	35	LeChat	2-3
800.770.4493 • biosculpturegel.com		510.741.9998 • lechatnails.com	
Belava	45	Light Elegance Nail Products	4-5
888.708.7131 • belava.com		800.275.5596 • lightelegance.com	
China Glaze	51	Living Earth Crafts	29
chinaglaze.com		760.597.3685 • livingearthcrafts.com	
Christrio	77	Mia Secret	41
800.574.4252 • christrio.com		626.581.4444 • miasecretnails.com	
CND	8-9	Morgan Taylor Lacquer	Barndoor, 43, 61
cnd.com		714.773.9758 • morganaylorlacquer.com	
Continuum Pedicure Spa	29	NAILPRO	76, 94
877.255.3030 • mycontinuumpedicure.com		800.442.5667 • nailpro.com	
Cuccio	6-7	No Lift Nails	30, 34, 36
800.762.6245 • cuccio.com		800.779.6245 • noliftnails.com	
Dollarnailart.com	84	OPI Products	11, 27, Back Cover
954.564.6303 • dollarnailart.com		800.341.9999 • opi.com	
Essie	23	Orly International	Inside Front Cover-1
essie.com		800.275.1111 orlybeauty.com	
Elite Beauty Insurance	81	Premiere Beauty Show Philadelphia	87
800.980.1052 • elitebeautyins.com/npro13		premierephiladelphia.show.biz	
Ez Permanent Makeup	32	Premier Nail Source	84, 88-89, 90-91, 92-93
509.990.0925 • ezpermanentmakeup.com		800.272.1119 • premiernailsources.com	
Famous Names LLC	33	Prolific	15
877.235.1141 • famousnamesproducts.com		TN Spa Concepts	95
Gelaze	25	972.859.0528 • tnspace.com	
chinaglaze.com		Triple Vitamin	19
Get Payroll	62	triplevitamin.com	
972.353.0000 • getpayroll.com/book		Tweezerman	79
Gulfstream	63	800.645.3340 • tweezerman.com	
877.622.4853 • gulfstreaminc.com		Zoya Art of Beauty	13
Hand & Nail Harmony	Barndoor, 39, Inside Back Cover	800.659.6909 • zoya.com	
714.773.9758 • gelish.com			

premiere PHILADELPHIA

Sept. 23-24, 2018

Premiere
brings the
Education You Need
to **Succeed**



**Register by August 25 to
SAVE \$10 Off Day of Show Price**

**Pennsylvania Convention Center
Philadelphia, Pennsylvania**

#PremierePhilly   
premierephiladelphia.biz • 800-335-7469

Beauty Industry Professionals & Students Only

THE ORIGINAL
Premier Nail Source
"The Nail Tech's Best Friend"

TOLL FREE 1-800-727-1119
Phone: (813) 931-3377 • Fax: (813) 961-7221
www.premiarnailsources.com

VISIT US ONLINE FOR WEEKLY HOT DEALS
Want to be notified about our Weekly Hot Deals?
Sign up for e-mail notifications on our website.

\$1 STORE	Gauze Wipes 100-ct. \$1.00	Flex Tape \$1.00 Pink or Black	Mini Manicure Sticks 50-ct. \$1.00	Polish Display Wheel \$1.00	Sani-Kits \$1.00 birchwood stick scrub brush hygienic file 3-way buffer	Mr. Pumice Pumi Bars \$1.00 Ultimate or Purple Pumi Bar	Nail Solution Bottles 16 oz. \$1.00	Twist-Lock Pump Bottle 8 oz. \$1.00	Value Series Brushes Round Sable Acrylic Brush Flat Sable Acrylic Brush Nylon Gel Brush \$1.00 EACH	
	KUPA \$149.95 Mini-Pro Razberry 15,000 RPM ADJ. SPEED AND 3 BITS	Erica's MT-20 \$399.95 20,000 RPM	SonicTouch Ultrasonic Remover \$99.95	Valentino Beauty Pure III Air Filtration System \$378.00	BreatheEasy Dust Collector \$49.95	Mini Hot Towel Steamer Kit \$49.95	Stainless Steel Towel Warmer \$139.95 WITH UV FUNCTION	UV Sterilizer \$139.95	Spa Manicure Warmer \$9.95 25 cups \$1.95	Electric Heated Mittens or Booties \$19.95
PLUG IN										
ABRASIVES	Mini Files Black or Zebra 20-ct. \$2.95	Professional Files Black or Zebra 20-ct. \$4.95	Hygienic Files Black or Zebra 20-ct. \$5.95	Natural Nail Garnet Boards 50-ct. \$6.95	Cuticle Eraser Stone \$0.59	3-Way Buffer Files \$0.49 EACH 50-ct. \$19.95	3-Way Shiner Blocks \$0.49 EACH 10-ct. \$4.50	STAR NAIL Mini Buffing Blocks 126-pk. \$4.95 1"x1" Case/1512 \$53.95*	Mini Orange Sani Blocks 10-pk. \$1.50 Case/1000 \$119.95*	Sanitizable Blocks ORANGE MEDIUM/FINE PURPLE MED/COARSE BLUE FINE/SUPER FINE 10-pk. \$2.00 Case/500 \$89.95*
	Yellow Manicure Blocks 240/240 10-pk. \$2.50 Case/500 \$99.95*	Pink Pedicure Blocks 100/180 10-pk. \$2.50 Case/500 \$99.95*	Slim Blocks ORANGE 100/180 or WHITE FINE 10-pk. \$1.50 Case/500 \$69.95*	Arctic White Blocks FINE 10-pk. \$2.00 Case/500 \$89.95*	Mini Arctic White Blocks FINE 10-pk. \$1.50 Case/1000 \$119.95*	Micro Arctic White Blocks FINE 30-pk. \$2.00 Case/1500 \$89.95*	SPONGE BOARDS Block \$0.50 EACH 50-ct. \$44.95	SPONGE BOARDS Standard \$1.00 EACH 50-ct. \$49.95	SPONGE BOARDS Jumbo \$1.25 / 25-ct. \$29.95	
TRAIL COLORS	gelish 32 oz. \$24.95 Remover BUY 1 GET 1 FREE!	china glaze 32 oz. \$3.75 99% Alcohol, Non-Acetone, or Acetone BUY 2 GET 1 FREE!	Just GEL POLISH 5.0 oz. \$13.95 BUY 2 GET 1 FREE!	Nail Tek II Natural Nail Strengthener 5.0 oz. \$5.50	VARISI Natural Nail Treatment 5.0 oz. \$4.95	OMEGA LABS Fungus Treatment 5.0 oz. \$7.95 SAVE 50% \$3.96	INFA-LAB Magic Touch Liquid Styptic 5.0 oz. \$1.95	DeMert Nail Enamel Dryer 8.5 oz. \$2.50 Case (12) \$23.95	DURABLE ACRYLIC POLISH DISPLAYS TABLE TOP DISPLAY Holds 30 Bottles \$19.95 Holds 60 Bottles \$29.95 WALL MOUNTED Holds 36 Bottles \$19.95 Holds 90 Bottles \$29.95 EMPTY DISPLAYS Holds All Popular Brands	
	Dynamic Duo Buy One Foundation Base Gel, Get One Top It Off Gel For \$2 2 x 5.0 oz. \$26.95	Fantastic Four Foundation Base Gel, pH Bond, Nourish Cuticle Oil, Top It Off Gel 4 x 5.0 oz. \$33.95								
TIPS & TOOLS	NAIL BASIX™ PROFESSIONAL TIPS 500-ct. \$6.95 50-ct. \$1.95 SIZES 1-10 Square, Half-Well, Tapered, Half-Well, French White	Extra Strength Bullet Glue Dries in Seconds! Twist-Off Nozzle! \$0.25 EACH Box/250 \$54.95	Split Second Brush-On Nail Glue 10 gm. \$2.95 BUY 1 GET 1 FREE!	Rectangular Nail Forms 500-ct. \$2.49	Dust Masks 50-ct. \$2.50 Case/2000 \$79.95*	Double Spring Cuticle Nipper \$2.50	Stainless Cuticle Pushers \$2.95 EACH	Spoon Pusher Spoon Pusher / Pterygium Remover 2-Sided Straight Pusher Straight Pusher / Cleaner	Sterilizer Tray \$4.95	
	Latex Gloves \$4.95 100-ct.	Little Dipr's 10-ct. \$9.95 BUY 1 GET 1 FREE!	Mushroom Pump Bottle 6 oz. \$1.50	Stainless Steel Pump Bottles 4 oz. or 8 oz. \$2.95	French Manicure Brush \$4.95 DOTTING TOOL ON HANDLE	Pure Kolinsky Acrylic Brushes #8 \$7.95 #10 \$9.95 #12 \$11.95 #16 \$21.95 #18 \$24.95 #20 \$29.95 Acetone Resistant Clear Handles	Brush Cleaner 4 oz. \$2.95 Gallon \$29.95*	Chastity™ Chasticide® Disinfectant 16 oz. \$3.95 Gal. \$14.95*	KING RESEARCH® Barbicide® Disinfectant 16 oz. \$5.50 64 oz. \$17.50	
GELS	No Lift Nails No Lift Primer .75 oz. \$11.95	NAIL BASIX™ Primer .25 oz. \$2.50	NAIL BASIX™ Violet Acrylic Liquid 2 oz. \$2.95 4 oz. \$4.95 8 oz. \$6.95 32 oz. \$19.95 Gallon \$69.95	NAIL BASIX™ Acrylic Powders .75 oz. \$2.95 2 oz. \$4.95 4 oz. \$9.95 48 oz. \$99.95	NAIL BASIX™ Single Process UV/LED Gels 1 oz. \$6.95 4 oz. \$19.95 16 oz. \$59.95	gelish POLY GEL 2 oz. \$59.95 Trial Kit \$62.95	-ibd- Builder Gels 2 oz. \$49.95 \$29.95	-ibd- Clear Gel 8 oz. \$97.50 BUY 1 GET 1 FREE!	-ibd- Intense Seal .5 oz. \$13.95 \$9.95	
	Stikr Resin .5 oz. \$11.25 1 oz. \$19.25	Stikr Brush-On Resin 8 gm. \$6.15	Kikr 2 oz. \$19.25 8 oz. \$54.00	Pressurized Spray Activator Kikr 6 oz. \$6.75	Glazed Glass 2 yds. \$5.75 12 yds. \$28.45	Extreme Finish Glaze .5 oz. \$11.75 Base Glaze .5 oz. \$11.75	Extreme Powders 1oz. \$12.55 4 oz. \$33.55	Extreme Glaze Dryer 6 oz. \$16.75	Extreme Glaze Sealer .5 oz. \$8.20 4 oz. \$37.00	SeptiFile Handles 6-ct. \$7.75 Grips 50-ct. \$14.50

WE EXPORT WORLDWIDE! **#1 FOR QUALITY, SELECTION & VALUE** **SE HABLA ESPAÑOL**
PHONE: 1-800-727-1119 • WEBSITE: WWW.PREMIARNAILSOURCE.COM

**GUARANTEED
LOWEST PRICES!**

Now accepting
PayPal™

We also accept ACH/E-checks, wire transfers and these credit cards:



USA & CANADA
FREE SHIPPING
ON ORDERS OF \$69 OR MORE*

* Free shipping within the contiguous USA on orders of \$69 or more; excludes oversized items as noted online and in our catalog. Free shipping to Canada on orders of \$99 or more shipped in a single box weighing under 10 lbs.; excludes broker fee, taxes and duties.

**WE BEAT
ALL COMPETITORS'
ADVERTISED PRICES!**

Avry Jelly Pedi

Turns warm water into soothing, fragrant jelly!

AS LOW AS
\$1.20
PER PACK



AVAILABLE IN SIX VARIETIES
Pearl Glow, Rose, Lavender,
Green Tea, Milk & Honey or Charcoal Detox

Avry Hand Creams

AS LOW AS
\$1.25
1.5 oz. tube

\$7.95
25.3 oz. pump



Rose Water or
Shea Butter

A silky and radiant
moisturizer made
with shea butter
for younger
looking skin.

Excellent for both
professional use
and retail.

Avry Waterless Gloves & Socks

Eliminates need for
soaking in water,
cuticle softener or oil,
and massage cream!

AS LOW AS
\$0.90
PER PAIR



Chamomile
Lavender
Shea Butter

Pedi in a Box 3-in-1

AVAILABLE IN FOUR VARIETIES
Vitamin Recharge, Lemon Quench,
Lavender Recharge or Green Tea

AS LOW AS
\$2.25

• Sea Salt Soak
• Moisture Scrub
• Massage Cream



Mani in a Box

3-in-1
AS LOW AS
\$2.25

• Sugar Scrub
• Mud Masque
• Massage Lotion



Vitamin
Recharge

Green Tea

Pedi in a Box 4-in-1

• Sea Salt Soak
• Moisture Scrub
• Mud Masque
• Massage Lotion

AS LOW AS
\$2.50



Ultimate Pedi in a Box

6-in-1

• Sea Salt Soak
• Sugar Scrub
• Mud Masque
• Callus Remover
• Massage Creme
• Moisturizer



AS LOW AS
\$4.50

Collagen Gloves or Socks

AS LOW AS
\$2.25

GLOVES & SOCKS AVAILABLE IN TWO VARIETIES
ARGAN OIL OR COOL MINT



O² Pedi in a Box Bubbly Spa

• Bubbly Soak
• Sugar Scrub
• Bubbly Mask
• Massage Butter

AS LOW AS
\$3.25



NEW!

Gena™

Pedicure
Gallons
\$24.95*

PEDI SCRUB
PEDI CARE
PEDI ICE
PEDI SOAK
PEDI SOFT



Pedicure
Gallon
\$19.95*
5 Gals.
\$69.95*



Pedi Salt
Foot Bath
Gallon
\$17.95*
5 Gals.
\$59.95*



SALT FOOT BATH

Pedicure Socks

BUY 1
GET 1
FREE!

\$3.95/pair

cuccio™

Sea Salt Scrub
Papaya & Guava OR
Tuscan Citrus & Herb



BUY 1
GET 1
FREE!

Extended
Massage
Lotion
Manicure
OR Pedicure
32 oz. \$15.95



BUY 1
GET 1
FREE!

ProLinc™
Cuticle Eliminator
Removes cuticles
in SECONDS from
fingers and toes.



1 oz. \$3.75
2 oz. \$4.95
18 oz. \$24.95

4 OZ.
BOGO
\$8.95

Callus Eliminator
Original or Orange Scented
Breaks down calluses in 3-5 minutes!



1 oz. \$3.75
18 oz. \$28.50
34 oz. \$47.95

4 OZ.
BOGO
\$10.95

Dry Heel Eliminator
Daily therapy for heels prone
to drying and cracking.



16 OZ.
BOGO
\$24.95

4 oz.
\$7.95

Birchwood Sticks

100-ct. \$1.95

Manicure Scrub Brush

\$0.15 EACH
Box / 72-ct. \$9.95



Onezeez Toe Seps
144-ct. \$2.95
2880-ct. \$59.95*



Softteez Toe Seps
\$0.10 a pair
1440 pair \$99.95*



Original Thong
Pedicure Slippers
\$0.20 a pair
360 pair \$59.95*



Pumice Sponges
\$0.55 ea.
Box / 24-ct. \$11.95



Callus
Remover
BUY 3
GET 1
FREE!



Gallon
\$29.95*

SpaBASIX™
Peppermint
Pedicure Collection



Flowers Swedish Clover Original Foot File

\$8.95

Mr. Pumice Metal Foot File

\$4.95



Microplane
Colossal
\$9.95



Belava
Trio Foot
Spa \$149



Pedicure Tub with
20 Disposable Liners
\$32.00



Disposable Pedicure
Tub Liners
100-ct.
\$66.00



Chrome Stand with
Disposable Manicure
Bowls (20-ct.) \$22.00



Disposable
Bowls 100-ct. \$24.95



Warming Manicure
Bowl
Just Add
Hot Water!
\$2.95

Flowers D-Files Disposable Pedicure File Kit

with five each
60 and 100 grit
abrasive pads
\$9.95

Heavy Duty 4-Way Red Pedicure File

\$0.49 each
50-pk. \$19.95



BIGFOOT
Pedicure
File
\$0.49 each
200-ct. \$99.95



Sani-Gel
Kills 99.99%
of bacteria
and viruses



Sani-Soft
Tablets
150-ct.
\$19.95
600-ct.
\$59.95*



Clean 'N
Flush
MAKES 128
GALLONS
\$39.95*



Disinfectant
Spray
16 oz.
\$4.95
GALLON
\$24.95*



Komfort Wedge
\$12.95



Paraffin Wax
6 LBS. \$17.95*

KiKi Disposable Pedicure Kit

Purple Pumice Bar
(Coarse)
Case (200)
\$59.95
Purple Buffer
and Zebra File
(Both 100/180)
39¢ EACH
Manicure Stick



USE ONE PER CLIENT

SpaBASIX
TERRY CLOTH TOWELS 12-CT.
Manicure Towels 12 x 12 \$5.95
Pedicure Towels 11 x 40 \$13.95
Salon Towels 14 x 25 \$9.95
Hot Cabi Towels 14 x 25 \$11.95



Spa Beauty
Wipes
2"x2"
200-ct.
\$1.75



Graham
Professional
Nail Wipes
200-ct.
\$3.50



Graham
Professional
Nail and Cosmetic
Pads
60-ct.
\$4.50
240-ct.
\$14.95



Graham
Professional
CelluCotton
3 lbs.
\$14.95*



Mr. Pumice
Over the Wood



Mr. Pumice
Over the Wood

ORDER ONLINE 24/7

WWW.PREMIERNAILSOURCE.COM

VISIT OUR WEBSITE TO SEE INSTRUCTIONAL VIDEOS

ORDERS PLACED BY 2 PM SHIP THE SAME DAY!

THE ORIGINAL **Premier Nail Source**
"The Nail Tech's Best Friend"

premiernailsources.com
1-800-727-1119

CND
Nails. Fashion. Beauty.
JULY PROMOTIONS

CND Shellac™
Base Coat .25 oz.
\$15.95 \$11.96

SAVE 25%



CND Vinylux™
Top Coat .5 oz.
\$5.25 \$3.94

SAVE 25%



Scentsations™
Lotions 31 oz.
\$17.50 \$13.12

SAVE 25%



Premier Nail Source
EXCLUSIVE OFFER!
Brisa™ Gels
All Sizes!

SAVE 25%



Premier Nail Source
EXCLUSIVE OFFER!



Buy One
Brisa Gloss
.5 oz.,
Get One
Brisa Bond
.25 oz.
FREE!
\$19.75
SAVE
\$11.25

Premier Nail Source
EXCLUSIVE OFFER!

CND SPA
COLLECTION
BULK SIZE
BLOWOUT!

50% OFF SELECT SPA PRODUCTS

See Website for
Complete Selection

SAVE 50%



20% OFF ALL SIZES OF SELECT CND ESSENTIALS

SAVE 20%



See Website for
Complete Selection

CND Shellac™
.25 oz. \$15.95



Shellac™ Base Coat
.25 oz. \$11.96 • .42 oz. \$24.95



Shellac™ Top Coats
.25 oz. \$15.95 • .5 oz. \$24.95



CND Vinylux™
Weekly Polish

is a two-step polish system, consisting of a weekly polish and a weekly top coat, that offers durability, high-gloss shine and week-long wear.



CND Nail Treatments
Begin and end every manicure with treatments from CND.



Solar Speed Spray™
Conditioning Polish Dryer
4 oz. \$7.96
32 oz. \$39.16



CND Scentsations™
Scentsations™ Lotions
8.3 oz. \$4.95
31 oz. \$17.50 \$13.12



Offly Fast™
Moisturizing Remover
7.5 oz. \$3.96
32 oz. \$13.56

CND Foil Remover Wraps
250-ct. \$19.95 • 10-pk. \$1.00



CND Nail Prep

Essential products for ensuring successful adhesion and removal of enhancements.



Cuticle Away
6 oz. \$4.76

SAVE 20%

NailPrime
.5 oz. \$11.25

ScrubFresh®
7.5 oz. \$9.00
32 oz. \$22.36

SAVE 20%

CND Liquid & Powder System

features unique, patented technology that ensures flexible, resilient nail enhancements that suit your clients' needs.

Retention™ and Radical SolarNail™
Sculpting Liquids
4 oz. \$22.75
8 oz. \$38.25
16 oz. \$59.95
32 oz. \$84.95
Gallon \$235.25



Retention™ Powders

feature superior adhesion, color stability and provide super strength and durability.

Retention™ & Perfect Color™ Sculpting Powders

Retention™ Sculpting Powders
8 oz. \$10.95
3.7 oz. \$32.75
32 oz. \$146.75



Perfect Color Powders

feature superior workability and extensive color and coverage options.

Perfect Color Sculpting Powders
.8 oz. \$10.95
3.7 oz. \$32.75
32 oz. \$146.75



CND BRISA™ **SCULPTING GEL SALE!**
.5 oz. \$19.75 \$14.81
1.5 oz. \$51.75 \$38.81

SAVE 25%



Brisa Bond
.25 oz. \$11.25

Gloss Gel Top Coat
.5 oz. \$19.75

SEE OFFER ABOVE

CND 3C LED LAMP \$299.95



Specially designed for use with CND Shellac and Brisa!

SEE WEBSITE FOR EXCITING LAMP DEALS

ProSeries Gel Brush #6 Oval or Square \$16.50



CND Velocity
Nail Tips



TIPS
50-ct. \$6.25
100-ct. \$13.50
360-ct. \$38.25

CND Performance Forms 300-ct.
Clear \$22.75 • Silver \$15.50



ProSeries L&P Brushes #8 \$29.95 #10 \$36.25



ORDERS PLACED BY 2 PM ARE GUARANTEED TO SHIP THE SAME DAY!

FREE SHIPPING ON ORDERS OF \$69*

* Free shipping within contiguous USA on orders of \$69 or more; excludes oversized items as noted online and in our catalog.
Free shipping to Canada on orders of \$99 or more shipped in a single box weighing under 10 lbs.; excludes broker fee, taxes and duties.

PRICES IN THIS AD VALID JULY 1 THROUGH JULY 31, 2018. AFTERWARD PRICES SUBJECT TO CHANGE WITHOUT NOTICE. WE ARE NOT RESPONSIBLE FOR TYPOGRAPHICAL ERRORS.



THE ORIGINAL

Premier Nail Source

"The Nail Tech's Best Friend"

TM

premiernailsourcesource.com
1-800-727-1119

O.P.I

JULY-AUGUST PROMOS

Buy One OPI GelColor Legacy Top Coat, Get One OPI GelColor Legacy Base Coat FREE!

\$17.95



15% OFF SELECT PROSPA PRODUCTS See Website for Complete Selection

SAVE 15%



ACCUNIP TITANIUM CUTICLE NIPPER



\$33.95


CHROME EFFECTS DOUBLE DUTY NAIL POWDERS



BUY 2 GET 1 FREE!

3 gm. \$14.95

Works with GelColor or Nail Lacquer



POWDER PERFECTION 1.5 oz. \$22.95



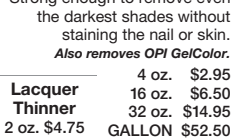
BUY 2 GET 1 FREE!



OPI Lacquers SALE! .5 oz. \$5.25
• Two-coat coverage
• Long-wearing formula **\$4.50**



Expert Touch Lacquer Remover Strong enough to remove even the darkest shades without staining the nail or skin. Also removes OPI GelColor.




RapiDry Spray Gives nail lacquer a smooth, hard, smudge-proof finish in just minutes.



RapiDry Top Coat Dries to a tough, long-lasting, non-yellowing, high-gloss shine in just minutes.



DripDry Dries lacquer in five minutes while treating cuticles to soothing jojoba and Vitamin E.



Infinite Shine

- 1) ProStay Primer
 - 2) Long-Wear Lacquers
 - 3) ProStay Gloss
- YOUR CHOICE .5 oz. \$6.25



Nail Treatments

- Natural Nail Strengtheners
 - Natural Nail Base Coat
 - Ridgefiller
 - Gloss Top Coat
 - Matte Top Coat
- .5 oz. \$5.25



SALE! Nail Envoy Nail Strengtheners
• Original Formula
• Sensitive & Peeling Formula
• Dry & Brittle Formula
• Soft & Thin
5. oz. \$8.95 \$7.16



Fungus Fix A clinically-tested professional salon formula designed to help with unsightly nail problems.
1 oz. \$9.50

OPI GelColor .5 oz. \$17.95
• Cures in just 30 seconds under LED
• Custom brush for fast, polish-on application



Buy 27 Select OPI GelColors .5 oz. GET ONE OPI DUAL CURE LAMP FREE!



NEW! ProHealth™ .5 oz. Base & Top Coat \$17.95

- Built-in protective barrier
- No damage removal
- Removes 50% faster



\$485.73

- Developed in partnership with LG
- Advanced engineering exclusive to OPI
- Works with all OPI light cured systems



Powder Perfection

- Faster, easier & odor-free
- Gel-like shine
- Weeks of wear
- Dries almost instantly
- No need to light cure
- Soak-off wrap removal



Powders

1.5 oz. \$22.95
BUY 2, GET 1 FREE!

4.25 oz. \$56.95



Base Coat, Activator OR Top Coat

.5 oz. \$9.95

OPI Brushes

Golden Edge or Golden Oval #6 \$24.95

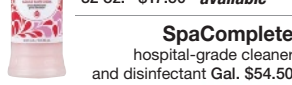


Artist Series 2-Piece Oval Acrylic Brush #8 \$44.95



Avojuice Skin Quenchers with smooth, rich moisturizers plus avocado and aloe extract

24 HOUR HYDRATION
8.5 oz. \$4.95 9 varieties available
32 oz. \$17.50



OPI ProSpa Manicure/Pedicure Trial Kit
• Soothing Soak 7.2 oz.
• Exfoliating Sugar Scrub 8.8 oz.
• Micro-Exfoliating Hand Polish 4 oz.
• Moisture Whip Massage Cream 8 oz.
• Nail & Cuticle Oil .5 oz.
• Advanced Callus Softening Gel 4 oz.
• Exfoliating Cuticle Cream .9 oz.
• Moisture Bonding Ceramic Spray 3.8 oz.

All 8 Products for \$65.95



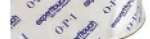
Expert Touch Removal Wraps

250-ct. \$24.95



SpaComplete

hospital-grade cleaner and disinfectant Gal. \$54.50



ProSpa Dual Sided Foot File

80/120 Grit \$14.95



20-ct. Refills \$14.95



Available in 49 Iconic OPI Shades

ORDERS PLACED BY 2 PM ARE GUARANTEED TO SHIP THE SAME DAY!

FREE SHIPPING ON ORDERS OF \$69*

* Free shipping within contiguous USA on orders of \$69 or more; excludes oversized items as noted online and in our catalog. Free shipping to Canada on orders of \$99 or more shipped in a single box weighing under 10 lbs.; excludes broker fee, taxes and duties.



PRICES IN THIS AD VALID JULY 1 THROUGH AUGUST 31, 2018. WE ARE NOT RESPONSIBLE FOR TYPOGRAPHICAL ERRORS. ALL PRODUCT IMAGES © 2018 OPI PRODUCTS, INC.

THE ORIGINAL **Premier Nail Source**
"The Nail Tech's Best Friend"

premiernailsourcesource.com
1-800-727-1119

AMERICANAILS™
.COM
JULY-AUGUST PROMOS

TechGlow™
LED TABLE LAMP
WITH USB PHONE CHARGER

\$99.95
EVERYDAY LOW PRICE!

- Attractive Modern Design
- Brushed Aluminum Finish
- Sturdy Chrome Base
- Adjustable at Two Joints
- UltraBrite™ LED Technology
- Built-In USB Phone Charger
- 84 LED Beads - 10 Watts



FlexiLamp™
LED TABLE LAMP

\$49.95
BEST SELLER!



FlexiLamp™ TOUCH
LED TABLE LAMP

\$39.95

- Attractive Modern Design
- Brushed Aluminum Finish
- 3-Level Dimmer with Touch Sensor
- FlexiArm™ Easily Bends 180 Degrees
- Removable Table Clamp
- 300 Lumens of Bright White LED Light
- Plugs into USB Port or Standard Electrical Outlet

Easily attaches to most desks and nail tables.



SHORTIES! MINI FILES
CUSHIONED FILES



20-CT. **\$3.95** BLACK OR ZEBRA 100/180



SHORTIES! MINI FILES
MANICURE FILES



50-CT. **\$3.95** WHITE 180/180



HYGIENIC CUSHIONED FILES
BLACK OR ZEBRA



20-CT. **\$6.95**



MINI MANI PACKS



As Low As **\$0.25**

PowerCure™
CORDLESS DUAL CURE LAMP
with USB 2A Output

- Attractive Modern Design
- Acetone Resistant Finish
- Removable Magnetic Base for Toenail Curing
- Three Timer Settings
- Sensor Activated

\$149.95



ProGlo™
DUAL CURE LAMP



\$49.95

ProGlo Plus™
DUAL CURE LAMP



\$69.95

GEL POLISH BASE COAT & TOP COAT
Universal UV/LED Formula Works With Any Gel Polish System



NO CLEANSE FORMULA
UV LED
.5 oz. \$4.95
8 oz. Refill ONLY \$49.95

FastFoil™ **\$19.95**
FOIL WRAP • COTTON PAD • PURE ACETONE



For quick, easy removal of nail polish, gel polish, hard gels, dip powders, acrylic enhancements and fiberglass wraps.

STAINLESS STEEL PEDICURE FILE **\$9.95** **JUMBO PEDICURE RASP**



Replacement Strips 20-ct. **\$3.95**

TREATMENTS
Top Coats, Base Coats, Cuticle Oils and MORE!



COVER PINK BASE COAT
INTENSE BOND TACKY BASE COAT
INTENSE DEFENSE CHIP-FREE TOP COAT
INTENSE FRENCH BRIGHTENING TOP COAT
INTENSE SPEED QUICK DRY TOP COAT
INTENSE SPEED QUICK DRY TOP COAT
SWEET ALMOND CUTICLE OIL
CRISP CRANBERRY CUTICLE OIL
FRESH PEACH CUTICLE OIL
MOROCCAN ARGAN CUTICLE OIL

PROFESSIONAL NAIL TIPS
500-ct. with FREE TIP SLICER **\$9.95**



FREE! Trapper Clipper Tip Slicer

ERGONOMIC ARMREST



ONLY **\$6.95**

ProFiles™

REAL DIAMOND™ DRILL BITS **\$3.95**

BUY 1 GET 1 FREE!

GOLDEN CARBIDE™ DRILL BITS **\$12.95**




PREMIUM SANDING BANDS



SALE!
BROWN
100-ct. \$4.95 \$3.50
1,000-ct. \$44.95 \$29.95
ZEBRA
SALE!
100-ct. \$6.95 \$4.95
1,000-ct. \$59.95 \$39.95

PN12 "The Bullet" E-File Kit **\$39.95**



• Compact, Transportable
• One-Switch Operation
Includes A/C Adapter, 3 Bits, and 6 Sanding Bands

PN125 Classic E-File System



• 25,000 RPM
• FWD/REV Operation
• Twist-Lock Handpiece
3 Free Bits

PN125-AT Advanced Tech E-File



• Twist-Lock Bit Change
• Lightweight Handpiece & Built-In Cradle
6 FREE SANDING BANDS AND 6 FREE BITS!

RAPIDCURE™ 36W UV Tunnel Lamp



\$69.95 \$49.95
BUILT-IN TIMER
Mirror panels surround hand for rapid, even curing.
SAVE \$20
9 Watt UV Bulb
BUY 1 GET 1 FREE!
\$4.95

RAPIDCURE™ 24W LED Tunnel Lamp



\$149.95 \$69.95
• Mirror Panels for Rapid, Even Curing
• Rugged Durability
• Built-In Timer (30 or 60 seconds)
• Up to 50,000 Hr. Lifetime
LED+UV Bulb Strip
BUY 1 GET 1 FREE!
\$19.95

WHITE LIGHTNING 48W DUAL CURE LAMP



\$199.95 \$99.95
SAVE \$100
• Sensor Activated
• 4 Timer Settings
CURES BOTH UV AND LED GEL POLISHES

RAPIDDRY™ Nail Dryer **\$69.95**



• Auto On/Off
• Powerful Twin Fans
• Hot/Cold Function
• Easy Entry for Hands or Feet

SMOOTH 'N SEXY™



FACE EPILATING STRIPS 100-ct. 1"x4" **\$1.00**
LARGE 50-ct. \$2.50
SMALL 100-ct. \$2.50
PETITE 100-ct. \$2.95

EPILATING ROLL 2.75" x 110 yds. **\$9.95**



EXTRA WIDE ROLL 3.5" x 100 yds. **\$10.95**
BODY STRIPS 100-ct. 3"x9" **\$3.95**

ORDERS PLACED BY 2 PM ARE GUARANTEED TO SHIP THE SAME DAY!

FREE SHIPPING ON ORDERS OF \$69*

* Free shipping within contiguous USA on orders of \$69 or more; excludes oversized items as noted online and in our catalog.
Free shipping to Canada on orders of \$99 or more shipped in a single box weighing under 10 lbs.; excludes broker fee, taxes and duties.

PRICES IN THIS AD VALID JULY 1 THROUGH AUGUST 31, 2018. AFTERWARD PRICES SUBJECT TO CHANGE WITHOUT NOTICE. WE ARE NOT RESPONSIBLE FOR TYPOGRAPHICAL ERRORS.



THE ORIGINAL

Premier Nail Source

"The Nail Tech's Best Friend"

premiernailsourcesource.com
1-800-727-1119

NOUVEAU NAIL PROFESSIONAL USA
JULY-AUGUST PROMOS

City Lights™
Dip'n Sculpt™

OPEN STOCK POWDERS
.75 oz. \$9.95

.75 OZ.
BUY 2
GET 1
FREE!



.125 oz. \$2.50



GET STARTED	NOUVEAU NAIL STARTER KITS \$19.95 EACH <ul style="list-style-type: none"> • ONE-STEP DUAL CURE GEL SYSTEM • ADVANCED RETENTION ACRYLIC SYSTEM • QUICK DIP ACRYLIC SYSTEM • ADVANCED FORMULA WRAP SYSTEM 	PREP	Extra Strength Primer Pure Acid or Acid-Free Formula .25 oz. \$4.95 	Defense Anti-Spray™ REFRESHING MINT OR SOOTHING VANILLA Prep spray with natural tea tree oil. 8 oz. \$4.95	FINISH	Air Seal™ Gel Effect Top Coat Gel-like durability without a lamp! .5 oz. \$4.95 	Glass Seal™ Air dry sealer leaves a glass-like finish over enhancements. .5 oz. \$4.95 2.5 oz. \$14.95 2.5 OZ. BUY 1 GET 1 FREE!	Super Seal™ UV/LED Gel Sealer High gloss, durable gel sealer. .5 oz. \$9.95 5 OZ. BUY 1 GET 1 FREE!	Pro Pack (4 oz. + .5 oz.) \$49.95 \$39.95 SAVE \$10

ENHANCE	One-Step Dual Cure Gels Easy application, glossy finish and unmatched strength and durability. Cures quickly under UV or LED light. .5 oz. \$9.95 1.75 oz. \$34.95 \$19.95 SAVE \$15	Advanced Retention Nail Liquid • prevents yellowing • primer-optional 8 oz. \$19.95 32 oz. \$49.95 SALE! \$39.95 	Advanced Formula Sculpting Powders 14 VARIETIES AVAILABLE Triple sifted acrylic powders combine the adhesion properties of a hard polymer with the flexibility of a soft polymer. .75 oz. \$6.95 2 oz. \$11.95 4 oz. \$19.95 48 oz. \$199.95 SALE! \$139.95 SAVE \$70.00 	Advanced Formula Resin Ultra-Pure Formula 1 oz. \$9.95 BUY 1 GET 1 FREE! 	Super Fast Set Activator Spray Low Odor Formula 2 oz. \$4.95 8 oz. \$9.95 	TREAT	PUR Tea Tree Oil .33 oz. \$6.95 \$4.95 12-ct. Display \$49.95

TIPS & FORMS	PROFESSIONAL TIPS 500-CT. PLUS FREE LINE ELIMINATOR 2.5 OZ. \$19.95 FREE! DUAL SHAPE FORMS 300-CT. \$6.95 ONE SIDE SQUARE, ONE SIDE OVAL HANDY DISPENSER BOX	BRUSHES	MASTER COLLECTION KOLINSKY BRUSHES \$9.95 EACH Acrylic Sculpting Brushes (Size 6, 7 or 8) 	ABRASIVES	ULTRA-PREMIUM WASHABLE FILES Curvy, Sandy & Spongy Files \$0.69 EACH \$0.99 EACH	IMPLEMENTS	TITANUM TOOLS WITH LIFETIME GUARANTEE Ingrown Nail File or Pusher/Cuticle Knife \$9.95 NIPPER BUY 1 GET 1 FREE! Precision Double Spring Nipper \$19.95 Stork Scissors or Slant Tweezer \$6.95

DISPOSABLES	Foil Remover Wraps 100-ct. \$9.95 BUY 1 GET 1 FREE!	Nail & Cosmetic Pads w/ Thumb Tabs 240-ct. \$9.95 SAVE \$5 Lint-Free Nail Wipes 200-ct. 240-ct. \$2.95 40 FREE WIPES	Plastic-Backed Table Towels 50-ct. \$6.95 12" x 16" 	SPA PEDICURE	TROPICAL TWIST PEDICURE COLLECTION Everything you require to perform Nouveau Spa pedicures. Includes a Bigfoot Pedicure File plus five 4 oz. products: RELAX Sea Salt Soak REMOVE Scrub Gel REFRESH Exfoliating Creme REJUVENATE Creme Masque RENEW Hydrating Massage Lotion \$19.95 \$24.95 VALUE 	OPEN STOCK NOUVEAU SPA™ 4 oz. \$4.95 16 oz. \$9.95 64 oz. \$39.95 64 OZ. BUY 1 GET 1 FREE!

ORDERS PLACED BY 2 PM SHIP THE SAME DAY!

DIAMOND HEEL SMOOTHER™ \$9.95

FREE SHIPPING ON ORDERS OF \$69*

* Free shipping within contiguous USA on orders of \$69 or more; excludes oversized items as noted online and in our catalog.
Free shipping to Canada on orders of \$99 or more shipped in a single box weighing under 10 lbs.; excludes broker fee, taxes and duties.

PRICES IN THIS AD VALID JULY 1 THROUGH AUGUST 31, 2018. AFTERWARD PRICES SUBJECT TO CHANGE WITHOUT NOTICE. WE ARE NOT RESPONSIBLE FOR TYPOGRAPHICAL ERRORS.

For the L♥VE of nails!



9.23.18

Sacramento Convention Center
Sacramento, CA

Show Hours: 9:00 a.m. - 4:30

Advance Ticket Prices:

- \$25 for a single
- \$20 each for 2 or more
- \$15 for students

Purchase tickets at
nailproevents.com/sacramento

Keep your nail-game *fresh* with over 20 Technical Educational classes.

Shop the latest innovative products and your nail *must-haves*.

Win a NAILPRO Sacramento Swag Bag Raffle!

Mix, Mingle and Share with your peers and industry influencers.

Infants, infants in strollers or children under 12 years of age are not permitted on the show floor.

DIVA I



FEATURES:

Human Touch Full Function Massage
Acetone Resistant Base
Custom Glass Bowl Color
Included Pedicure Stool
Auto Fill (Optional)
Drain Pump (Optional)
1- Yr Parts Warranty



\$.18

DISPOSABLE LINERS
With Minimum Order



211 N. KIRBY ST. GARLAND, TX 75042.

Toll Free 972.859.0528 Fax 214.703.5297



WWW.TNSPA.COM

Pedicurechairs.tnsa@gmail.com


THIS ALWAYS YOUR SMART CHOICE



OLIVIA MUNN

Holy Chic


Drawing inspiration from the Crusades, Olivia Munn's custom gold chainmail H&M dress was a fitting tribute to the 2018 Met Gala's theme, "Heavenly Bodies: Fashion and the Catholic Imagination." To make sure Munn's nails were equally on point, celebrity manicurist Tracylee (@luxebytacylee) dreamed up her own nail armor creation for the actress, accenting an Essie Gel Couture manicure in berry Model Clicks with Good as Gold bands topped with gilded adornments. "I gave Olivia seven nail design options to make this nail armor concept really come to life and she went with two—a true crusader," says Tracylee. "The final look meshes studs, stripes and crosses. It's an over-the-top nail look perfectly fit for this year's Met Gala." See more Essie nail looks from the event below.



SCARLETT JOHANSSON

Celebrity manicurist

Geraldine Holford (@geraldineholford) created a red ombré nail look to complement Scarlett Johansson's pink-and-red Marchesa dress using Essie Gel Couture Set the Seam at the base and Gel Couture Bold Boundaries on the tips.



LILI REINHART

Echoing the mixed metals seen on

Lili Reinhart's custom H&M corset dress, her manicure by Stephanie Stone (@stephstonenails) featured flecks of gold leaf set atop two coats of blush-tinged metallic Essie Gel Couture Handmade of Honor.



EMMA STONE

To add a little edge to Emma Stone's classic Essie Ballet Slippers manicure—and give a subtle nod to her dress designer, Louis Vuitton—nail tech Emi Kudo (@nailsbyemikudo) accented the actress's right ring finger with a silver LV nail decal.



KATHERINE LANGFORD

Katherine Langford opted for *avant garde* with her fingertips. To match her gold jewelry, Langford's makeup artist dipped her fingers in gold paint. Then, Stone created a mani to match by topping two coats of white Essie Gel Couture First Fitting with gold leaf and sealing it with Essie Platinum Top Coat—giving a whole new meaning to a "dip" manicure!





fall in love with gelish® SOAK-OFF GEL POLISH all over again

NEW BRUSH LIKE NO OTHER

Smoother application and better control.

Fewer strokes for better results.

WEAR! WEAR! WEAR!

Up to 21 days of amazing, chip-free wear.



© 2018 Hand & Nail Harmony, Inc. HM-8891

Performs like Gel, Applies like Polish™



| gelish.com | 714. 773. 9758 | Made in the USA

Patented Formula. © 2018 Hand & Nail Harmony, Inc. HM-8891

AVAILABLE at:



licensed to create.

Don't Bossa Nova Me Around

Dip. Tap. Perfect.

Don't Bossa Nova Me Around

(and other favorite shades)
in OPI Powder Perfection

©2018 OPI PRODUCTS INC. • CALL 800.341.9999 OR VISIT OPI.COM



Alpine Snow

OPI POWDER PERFECTION | DIPPING SYSTEM

Acrylic nails reinvented. Faster, easier & odor-free. Gel-like shine & weeks of wear. Dries almost instantly, no need to light cure.

O·P·I

#1 SALON BRAND WORLDWIDE

Easy soak-off wrap removal | Natural feeling results | 49 iconic OPI shades