


MONTABERT®



HYDRAULIC BREAKERS

POWERFUL BREAKERS FOR ANY SIZE JOB

MONTABERT HYDRAULIC BREAKERS offer powerful performance in a design that enhances versatility and convenience. Whether you're busting through boulders, digging trenches or demolishing concrete, our breakers give you the most power with every blow.



LIGHT-RANGE

Montabert SC-Series hydraulic breakers are designed for use on skid-steer loaders, backhoe loaders, and mini and mid-size excavators. The SC-Series provides the versatility and productivity to accomplish multiple tasks with a single carrier, a single operator, and a single attachment.

Light-Range Benefits

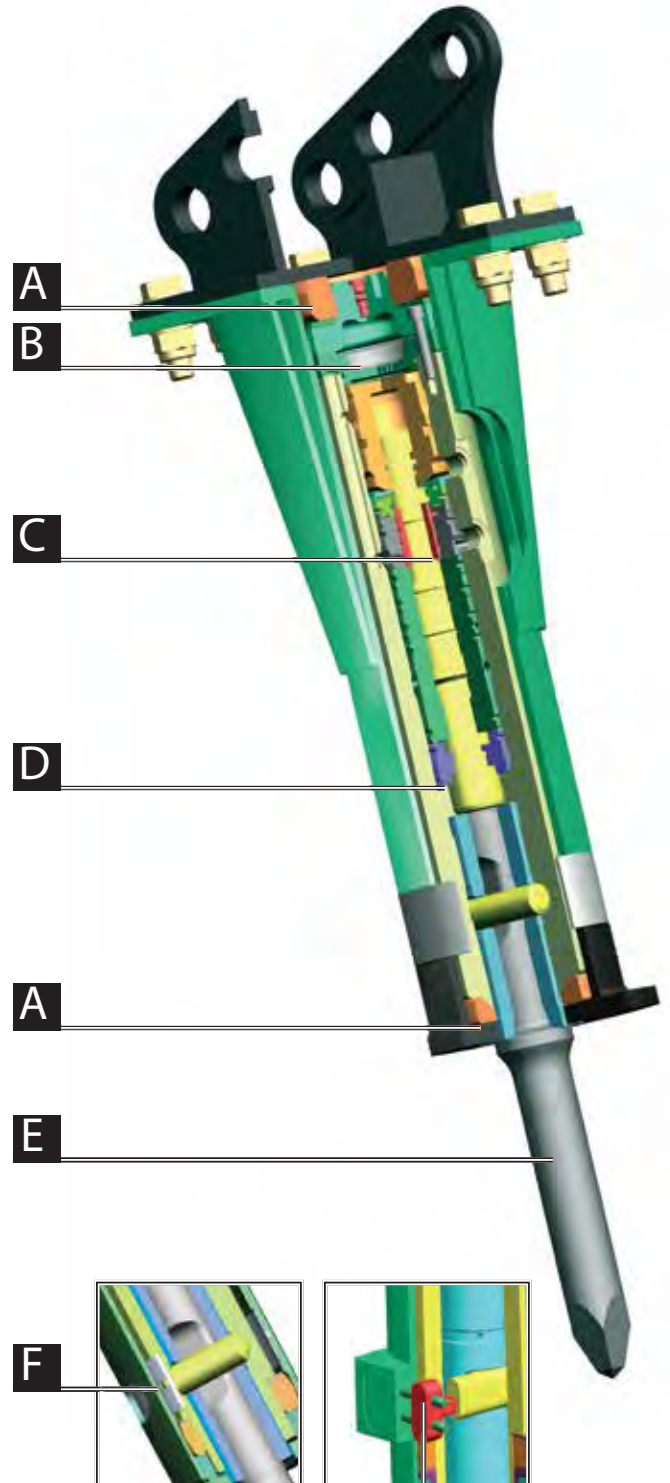
- Maintenance and overhaul are quick and easy because of fewer wear parts and no tie rods; bushing, pins, and tools can easily be replaced in the field without removing the breaker from the carrier (excluding SC-50)
- Fully enclosed, soundproof cradle reduces vibrations transferred to the carrier and limits noise on the worksite
- Lightweight, heavy-duty housing protects working parts and hoses
- A multi-tool is included to easily service the breaker and check wear limits (excluding SC-50)
- Tolerate high back pressures to allow fit-up to a wide range of carriers
- Energy chamber acts as hydraulic shock absorber and reduces pressure variations in the hydraulic circuits to provide consistent energy to the breaker

SC-22, SC-28, SC-36, & SC-42

- Internally mounted retaining pin clip makes tool change out even easier, with no special tools required

SC-50

- Two strong retaining pins and locks keep tool and bushing in place
- Optional air pressurization kit for underwater applications
- Optional Autolube greasing system



- A** Upper and lower suspensions reduce vibrations transferred to the carrier, extending boom life
- B** Fully hydraulic breaker operation with an enclosed energy chamber provides maximum energy with every blow
- C** Automatic pressure regulator ensures set operating pressure with no loss of power
- D** Blank-fire protection reduces metal-to-metal contact that can damage the breaker piston
- E** Large tool diameter with dust-protection lip shields the breaker bushing from debris (SC-8 through SC-28)
- F** Internally mounted retaining pin clip makes tool change out even easier with no special tools required (excluding SC-50)
- G** SC-50 features two retaining pins to keep the bushing and tool in place

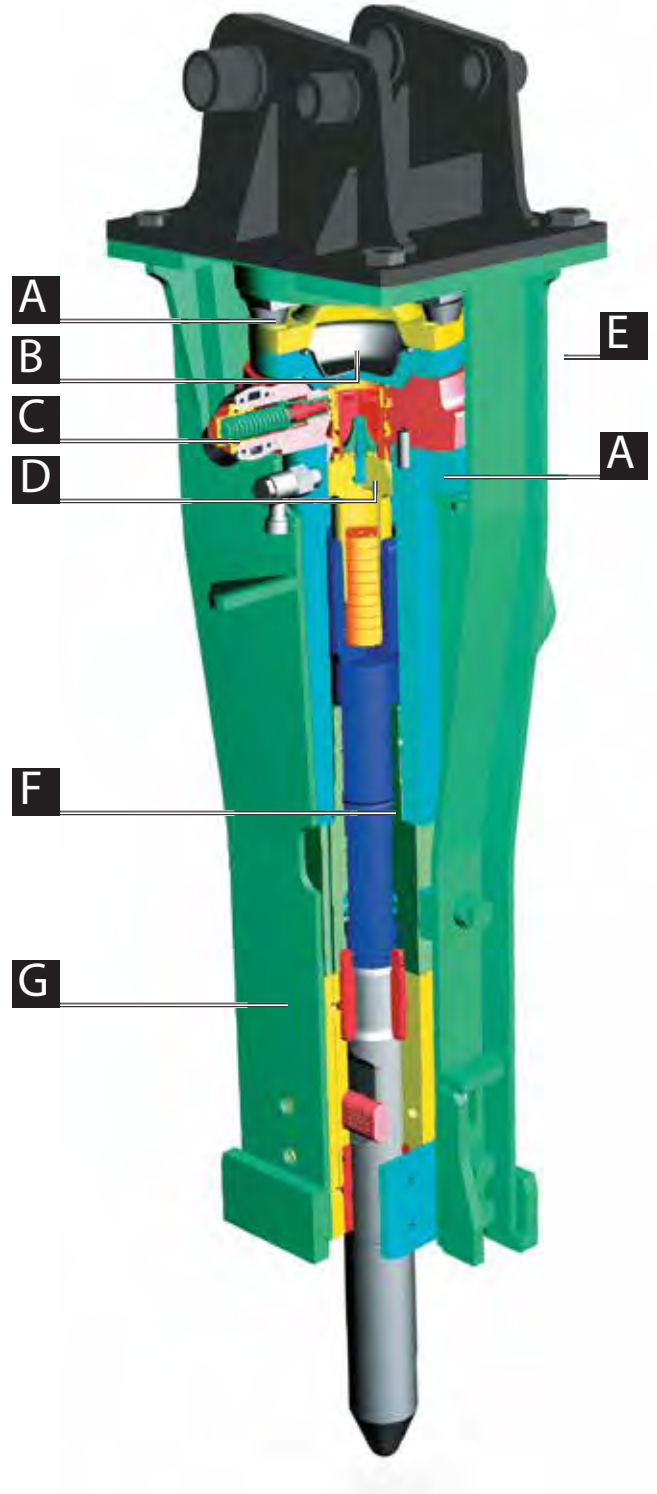
MEDIUM-RANGE

Montabert hydraulic breakers are designed for use on large backhoe loaders and medium-size excavators. With superior power-to-weight ratios, these breakers effectively excavate, break oversized boulders, and demolish concrete up to six feet thick.

Medium-Range Benefits

- Progressive start system prevents tool drift by creating a small recess in the material before full power is applied
- Automatic lubrication system option (standard on 900 model) greases tool and front end of breaker for extended life
- Auto-stop blank-fire and protection system reduces metal-to-metal contact that can damage the breaker piston
- Energy chamber acts as a hydraulic shock absorber and reduces pressure variations in the hydraulic circuits to provide consistent energy to the breaker
- Optional air pressurization kit for underwater applications

- A** Upper and lower suspension reduces vibration transferred to the carrier, extending boom life
- B** Fully hydraulic breaker operation with an enclosed energy chamber provides maximum energy with every blow
- C** Automatic pressure regulator maintains the set operating pressure to provide constant energy and repetitive performance
- D** Energy recovery system recycles recoil energy and adds it to the next blow
- E** Hose protector and swivel connections shield hoses from debris and allow them to rotate freely and increase hose life
- F** Auto-stop increases blank-fire protection by allowing oil to flow through the breaker when the tool is not against material
- G** Fully enclosed breaker protects breaker from large debris and physical impact damage and reduces worksite noise



HEAVY-RANGE

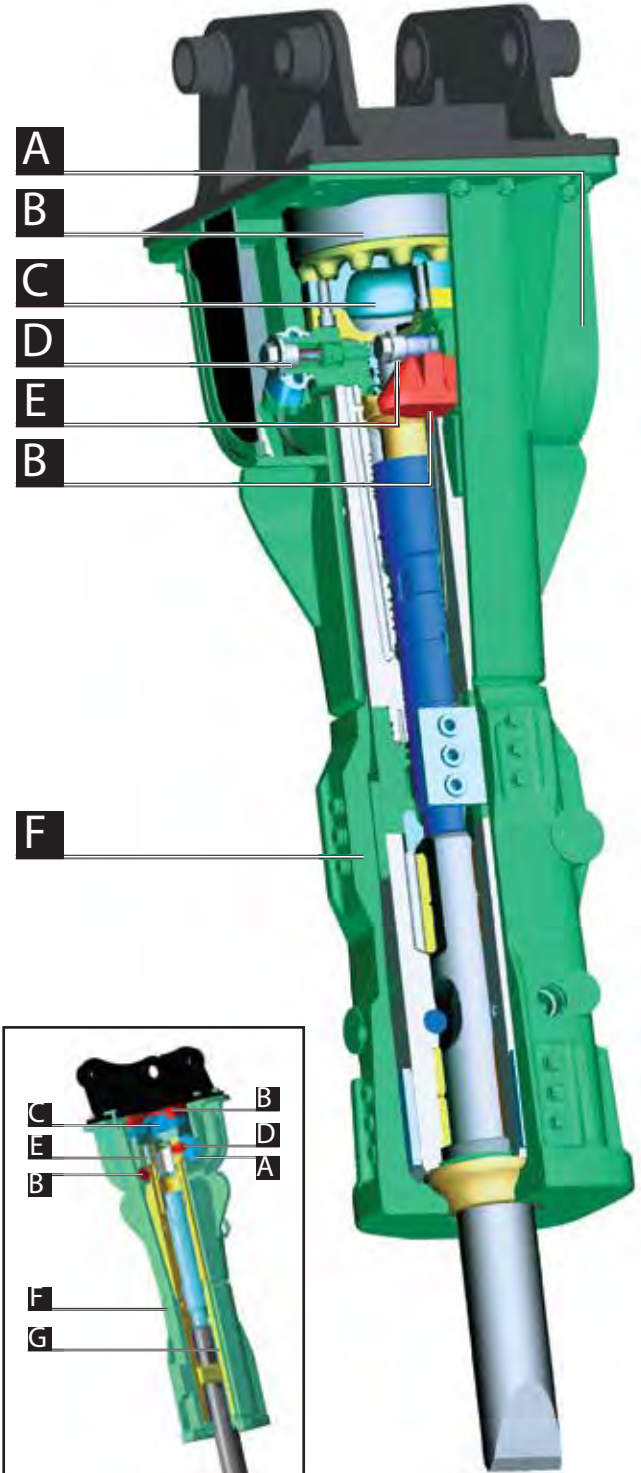
Montabert hydraulic breakers are designed for use on large excavators in a variety of applications including demolition, quarrying, and excavating. Maximize productivity with variable speed technology that automatically adjusts to material hardness as it is processed.

Heavy-Range Benefits

- Automatic variable speed technology senses changes in material hardness and adjusts impact energy and striking rate, maximizing productivity while reducing harmful energy transferred back to the carrier
- Energy chamber acts as hydraulic shock absorber and reduces pressure variations in the hydraulic circuits to provide consistent energy to the breaker
- Progressive start system prevents slipping by creating a small recess in the material before full power is applied (excluding V1800, V2500, V3500 & V4500)
- Blank-fire protection system reduces metal-to-metal contact that can damage the breaker
- Automatic lubrication system assures the breaker is constantly lubricated for optimal functionality
- Optional air pressurization kit for underwater applications
- Silenced, fully enclosed super heavy-duty cradle is standard to minimize ambient noise and protect working parts from dust and debris

V1800, V2500, V3500 & V4500

- The design makes maintenance simple and low-cost while also increasing productivity
- Patented two-speed automatic regulation with unique detection system for the first stroke. High energy per blow on hard ground or high frequency on softer ground
- Patented one-piece bushing is easily replaceable without removing the tie rods or the breaker from the carrier (excluding V3500 & V4500)
- Acceptable back pressure of up to 435 psi, increasing carrier versatility



V1800 & V2500

- A** Hose protector and swivel connections shield hoses from debris and allow them to rotate freely and increase hose life
- B** Upper and lower suspension reduces vibration transferred to the carrier, extending boom life
- C** Fully hydraulic breaker operation with an enclosed energy chamber provides maximum energy with every blow
- D** Automatic pressure regulator maintains the set operating pressure to provide constant energy and repetitive performance
- E** Energy recovery system recycles recoil energy and adds it to the next blow
- F** Fully enclosed breaker protects breaker from large debris, dust and physical impact damage and reduces worksite noise
- G** One-piece bushing (V1800 & V2500 only)

LIGHT-RANGE Hydraulic Breakers

Model	SC-8	SC-12	SC-16	SC-22	SC-28	SC-36	SC-42	SC-50
Carrier Range lb.(t)	2,200- 3,750 (1.0- 1.7)	2,650- 4,850 (1.2- 2.2)	3,300- 8,150 (1.5- 3.7)	4,850- 11,700 (2.2- 5.3)	6,600- 16,550 (3.0- 7.5)	8,800- 22,050 (4.0- 10.0)	8,800- 26,450 (4.0- 12.0)	15,450- 30,850 (7.0- 14.0)
Operating Breaker Weight lb.(kg) (breaker, tool and avg. weight of cap)	198 (90)	243 (110)	331 (150)	496 (225)	606 (275)	805 (365)	981 (445)	1,098 (500)
Operating Pressure psi(bar)	1,740 (120)	1,740 (120)	1,740 (120)	1,740 (120)	1,740 (120)	1,815 (125)	1,815 (125)	1,885 (130)
Flow Range gpm(L/min)	4.0- 8.0 (15- 30)	4.5- 9.3 (17- 35)	6.6- 13.2 (25- 50)	8.0- 17.2 (30- 65)	10.5- 20.0 (40- 75)	14.5- 26.5 (55-100)	18.5- 32.0 (70- 120)	20.0- 33.0 (75- 125)
Acceptable Back Pressure psi(bar)	507 (35)	465 (32)	465 (32)	435 (30)	435 (30)	290 (20)	290 (20)	290 (20)
Striking Rate bpm	1,600	1,700	1,500	1,310	1,420	1,550	1,450	1,137
Tool Diameter in (mm)	1.77" (45)	1.85" (47)	2.16" (55)	2.55" (65)	2.83" (72)	2.99" (76)	3.30" (84)	3.70" (94)
Impact Energy Class ft-lb	225	250	350	550	750	1,000	1,250	1,500
Height in (mm) (cradle and tool only)	35.3" (897)	36.5" (926)	40.8" (1,036)	46.5" (1,182)	49.7" (1,263)	54.3" (1,379)	59.0" (1,499)	61.0" (1,550)
Width in (mm)	6.3" (159)	6.5" (166)	7.3" (186)	8.4" (214)	8.8" (223)	9.4" (240)	10.6" (270)	16.1" (410)

MEDIUM-RANGE BREAKERS

Model	501NG	700	900
Carrier Range lb.(t)	17,637-39,683 (8-18)	26,450 - 44,100 (12 - 20)	33,000- 55,100 (15- 25)
Operating Breaker Weight lb.(kg) (breaker, tool and avg. weight of cap)	1,610 (730)	2,181 (990)	2,469 (1,120)
Operating Pressure psi(bar)	2,030 (140)	2,032 (140)	1,814 (125)
Flow Range gpm (L/min)	21.1 - 37.0 (80 - 140)	21.1 - 37.0 (80 - 140)	26.4- 39.6 (100- 150)
Acceptable Back Pressure psi(bar)	290 (20)	232 (16)	145 (10)
Striking Rate bpm	420- 870	385 - 880	400- 800
Tool Diameter in (mm)	4.17" (106)	4.4" (112)	4.6" (118)
Impact Energy Class ft-lb	2,000	2,000	3,000
Height in (mm) (cradle and tool only)	71.2" (1,808)	77.8" (1,977)	83.5" (2,120)
Width in (mm)	11" (280)	20.3" (516)	22.4" (570)

HEAVY-RANGE BREAKERS

	V32	V1800	V46	V2500	V3500	V56	V4500	V65
Carrier Weight lb.(t)	39,700-66,150 (18-30)	55,100-66,150 (25-30)	59,500-88,200 (27-40)	59,500-88,200 (27-40)	77,150-132,300 (35-60)	77,150-132,300 (35-60)	99,200-176,400 (45-80)	121,250-198,400 (55-90)
Operating Breaker Weight lb.(kg) (breaker, tool and avg. weight of cap)	3,408 (1,545)	4,154 (1,885)	5,616 (2,550)	5,669 (2,570)	8,071 (3,661)	7,563 (3,430)	9,921 (4,500)	12,324 (5,590)
Operating Pressure psi(bar)	1,959 (135)	2,394 (165)	2,394 (165)	2,249 (155)	2,538 (175)	2,394 (165)	2,683 (185)	2,394 (165)
Flow Range gpm (L/min)	31.7- 44.9 (120- 170)	37.0- 58.2 (140- 220)	47.5- 70.0 (180- 265)	46.3- 66.1 (175- 250)	66.0- 84.5 (250- 320)	63.4- 85.3 (240- 320)	74.0- 100.4 (280- 380)	100.0- 111.0 (380- 420)
Acceptable Back Pressure psi(bar)	87 (6)	363 (25)	87 (6)	363 (25)	217 (15)	87 (6)	217 (15)	87 (6)
Striking Rate bpm	400-1,050	310-800	510-1,160	350-800	520-710	440-1,045	520-710	380-950
Tool Diameter in (mm)	4.8" (122)	5.5" (140)	5.9" (150)	6.3" (160)	6.85" (175)	6.6" (170)	7.4" (189)	7.9" (202)
Impact Energy Class ft-lb	5,000	6,000	7,500	8,000	10,000	12,000	13,000	15,000
Variable Frequencies	15	2	15	2	2	15	2	15
Height in (mm) (cradle and tool only)	90.2" (2,290)	100.7" (2,558)	104.6" (2,658)	112.3" (2,853)	121.5" (3,086)	115.1" (2,925)	130.3" (3,310)	138.1" (3,510)
Bottom Width in (mm)	13.4" (340)	15.0" (380)	14.4" (367)	15.0" (380)	16.6" (422)	16.4" (416)	17.3" (440)	25.0" (635)
Cradle	Heavy-Duty	Super Heavy-Duty	Super Heavy-Duty	Super Heavy-Duty	Super Heavy-Duty	Super Heavy-Duty	Super Heavy-Duty	Super Heavy-Duty
Metro-Silenced	Optional	Yes	Yes	Yes	Yes	Yes	Yes	Yes

All specifications are approximate and can be changed without notice.

WORKING TOOLS FOR HYDRAULIC BREAKERS

Choose a tool that is right for your job



Moi / Pyramidal Point
General Purpose



Blunt Tool
Boulders
Demolition



In-Line Chisel
Trenching
Asphalt
Concrete*
Excavation



Standard Chisel
Trenching
Asphalt
Concrete*
Excavation



In-Line Asphalt Cutter
Asphalt
Pavement



Cross Cut Asphalt Cutter
Pavement
Soft Rock
Hard Clay

* Not for use on concrete with heavy rebar
Note: Tools are not available for all breaker models

2905 Shawnee Industrial Way Suwanee, GA 30024
www.montabert.com
Email: ussales@montabert.com
Customer Service: 866-472-4373
Fax: 866-472-4950





MONTABERT[®]



www.montabert.com
ussales@montabert.com
866-472-4373

