

---

Technical sheet

# **MRT 2470 PRIVILEGE PLUS**

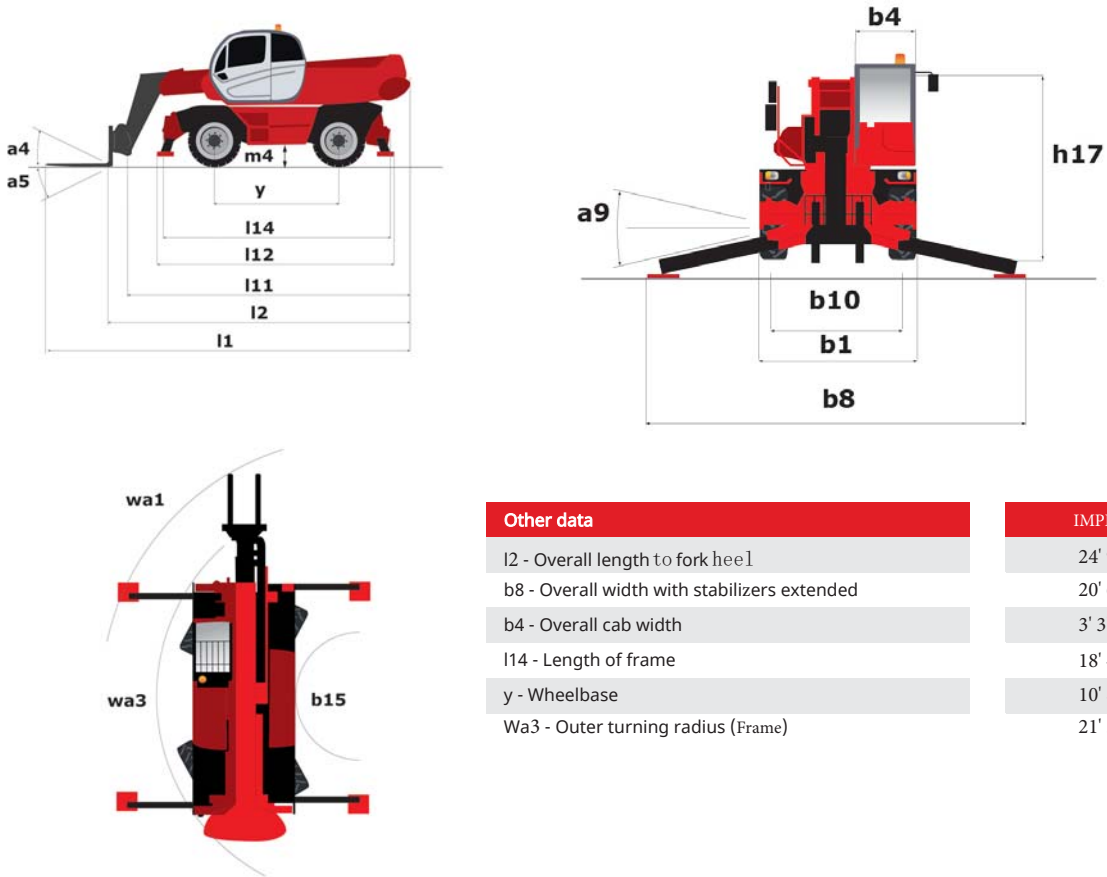
Rotating Telehandlers

---



Capacities		
Max. capacity	7000 kg	15,400 lbs
Max. lift height	24.80 m	80 ft 4 in
Max. reach	20.50 m	67 ft 3 in
Dimensions		
l2 - Length to fork heel	7.55 m	24 ft 9 in
l1 - Overall length	8.75 m	28 ft 8 in
b1 - Overall machine width	2.49 m	8 ft 2 in
b8 - Overall width with stabilizers extended	6.25 m	20 ft 6 in
h17 - Overall height	3.05 m	10 ft
Wa3 - - Frame outer turning radius	6.50 m	21ft 3 in
m4 - Machine ground clearance	0.35 m	14 in
Standard tires	Pneumatic	Pneumatic
Standard forks	1200 x 130 x 60	Various Sizes
Weight	21760 kg	47,972 lbs
Stabilizers		
Type	Telescopic Duplex	Telescopic Duplex
Controls	Individual or Simultaneous	Individual or Simultaneous
Engine		
Brand	Mercedes	Mercedes
Environmental standards	OM 934 E4-5 - Stage 4 / Final Tier 4	OM 934 E4-5 - Stage 4 / Final Tier 4
Power	176 hp / 129 kW	176 hp / 129 kW
Max. torque	750 Nm at 1500 rpm	553 ft.lbs at 1500 rpm
Number of cylinders - Capacity	4 - 5130 cm <sup>3</sup>	4 - 313 in <sup>3</sup>
Injection	Direct	Direct
Cooling	by Water	by Water
Transmission		
Type	Hydrostatic	Hydrostatic
Drawbar pull	9500 daN	21,357 lbf
Parking brake	Automatic negative parking brake	Automatic negative parking brake
Service brake	Hydraulic	Hydraulic
Hydraulics		
Type of pump	Variable Flow	Variable Flow
Hydraulic flow rate	180 l/min	47.50 gpm
Pressure	350 bar	5076.32 psi
Tank capacities		
Hydraulic oil	290 l	76.60 US gal.
Fuel	290 l	76.60 US gal.
Diesel Exhaust Fluid (DEF)	57 l	15.05 US gal.
Noise & vibration		
Noise at driving position (LpA)	79.70 dB(A)	79.70 dB(A)
Noise to environment (LwA)	108 dB(A)	108 dB(A)
Vibration on hands/arms	<2.50 m/s <sup>2</sup>	<8.2 ft/s <sup>2</sup>

## Dimensional drawing



### Other data

l2 - Overall length to fork heel

b8 - Overall width with stabilizers extended

b4 - Overall cab width

l14 - Length of frame

y - Wheelbase

Wa3 - Outer turning radius (Frame)

### IMPERIAL (Metric)

24' 9" (7.55 m)

20' 6" (6.25 m)

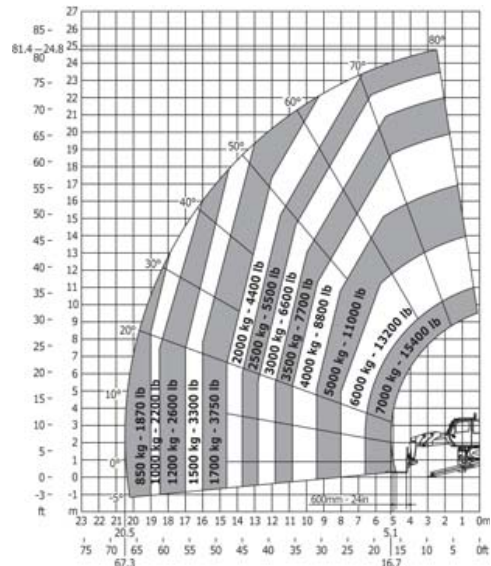
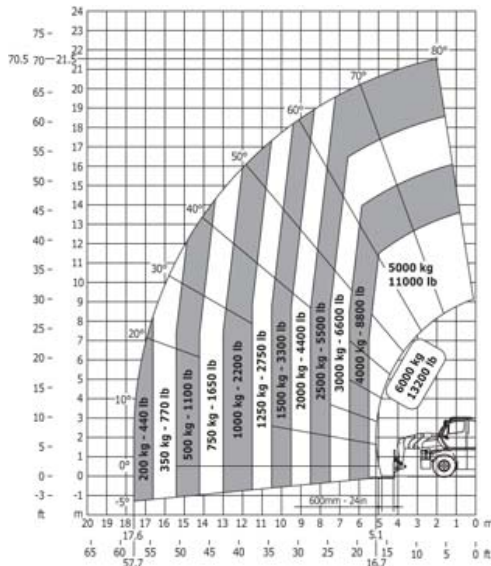
3' 3" (0.99 m)

18' 4" (5.60 m)

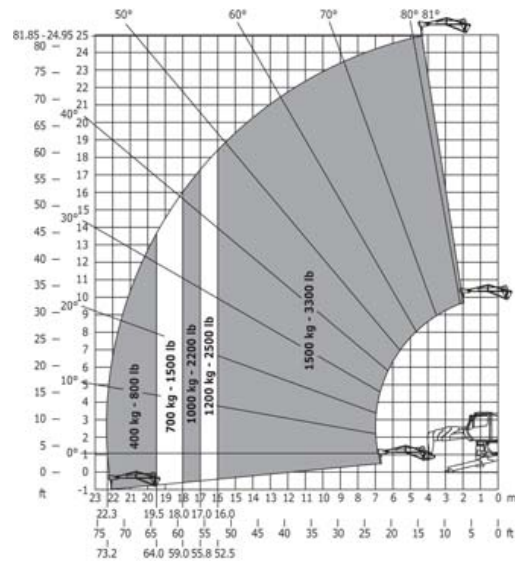
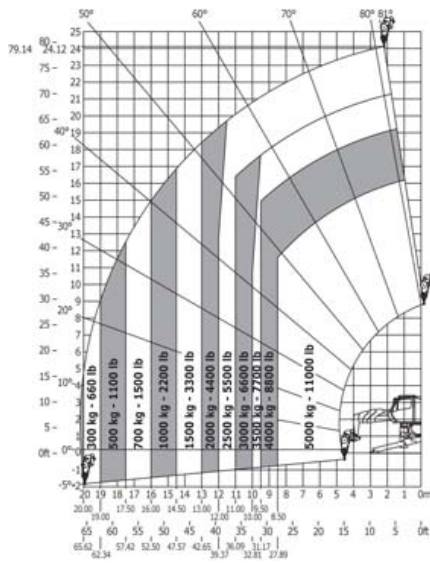
10' 8" (3.25 m)

21' 3" (6.50 m)

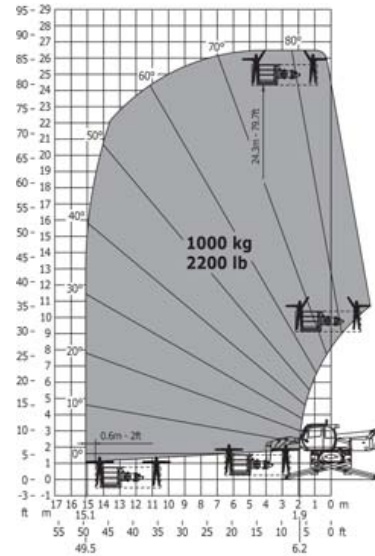
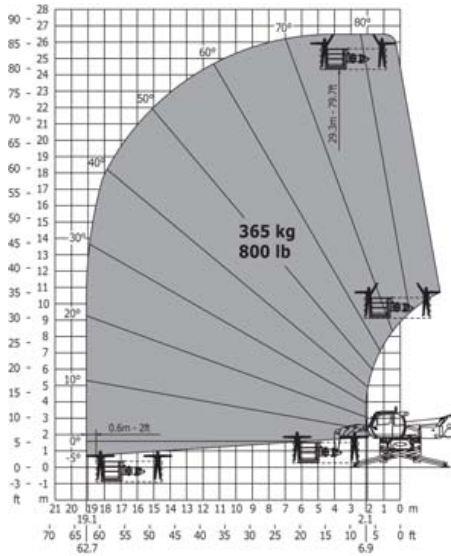
## Load charts



Load chart



Machine on tires with forks



Manitou Americas, Inc.  
 PO Box 179 • West Bend, WI 53095  
 Tel: 262-334-9461 • Fax: 262-338-7517  
[www.manitou.com](http://www.manitou.com)



This brochure describes versions and configuration options for Manitou products which may be fitted with different equipment. The equipment described in this brochure may be standard, optional or not available depending on version. Manitou reserves the right to change the specifications shown and described at any time and without prior warning. The manufacturer is not liable for the specifications given. For more information, contact your Manitou dealer. Non-contractual document. Product descriptions may differ from actual products. List of specifications is not comprehensive. The logos and visual identity of the company are the property of Manitou and may not be used without authorisation. All rights reserved. The photos and diagrams contained in this brochure are provided for information only.  
 MANITOU BF SA - Limited company with board of directors - Share capital: 39,547,824 euros - 857 802 508 RCS Nantes