

# SPECIFICATIONS

## HX130LCR

Tier 4 Final Engine

**Net Power**  
SAE J1349 / 71 HP  
(53 kW) at 2,200 rpm

**Bucket Range**  
0.30 - 0.59 m<sup>3</sup> (0.39 - 0.77 yd<sup>3</sup>)  
**Standard Bucket**  
0.40 m<sup>3</sup> (0.52 yd<sup>3</sup>)

**Operating Weight**  
13,495 kg (29,750 lb)

ENGINE		
Maker / Model	Perkins 854F	
Type	Water cooled, 4 cycle Diesel, 4-cylinders in line, direct injection, turbocharged charger and air cooled.	
Rated flywheel horse power SAE	J1995 (gross)	73.6 HP (55 kW) / 2,200 rpm
	J1349 (net)	71 HP (53 kW) / 2,200 rpm
Max. torque	43.2 kgf.m (313 lbf.ft) / 1,200 rpm	
Bore X stroke	99 x 110 mm (3.89" x 4.33")	
Piston displacement	3,400 cc (207 in <sup>3</sup> )	
Batteries	2 x 12 V x 100 Ah	
Starting motor	24 V - 4.5 kW	
Alternator	24 V - 65 Amp	

HYDRAULIC SYSTEM	
MAIN PUMP	
Type	Variable displacement tandem axis piston pumps
Max. flow	2 x 126 l/min (33.3 US gpm)
Sub-pump for pilot circuit	Gear pump

CROSS-SENSING AND FUEL-SAVING PUMP SYSTEM	
HYDRAULIC MOTORS	
Travel	Two speed axial pistons motor with brake valve and parking brake
Swing	Axial piston motor with automatic brake

RELIEF VALVE SETTING	
Implement circuits	330 kgf/cm <sup>2</sup> (4,690 psi)
Travel	330 kgf/cm <sup>2</sup> (4,690 psi)
Power boost (boom, arm, bucket)	360 kgf/cm <sup>2</sup> (5,120 psi)
Swing circuit	285 kgf/cm <sup>2</sup> (4,050 psi)
Pilot circuit	40 kgf/cm <sup>2</sup> (570 psi)
Service valve	Installed

HYDRAULIC CYLINDERS	
No. of cylinder bore X stroke	Boom: 2-95 x 1,015 mm (3.74" x 40")
	Arm: 1-110 x 1,070 mm (4.3" x 42.1")
	Bucket: 1-100 x 855 mm (3.9" x 33.7")
	Blade: 2-100 x 240 mm (3.9" x 9.4")

DRIVES & BRAKES	
Drive method	Fully hydrostatic type
Drive motor	Axial piston motor, in-shoe design
Reduction system	Planetary reduction gear
Max. drawbar pull	11,400 kgf (25,100 lbf)
Max. travel speed (high / low)	5.5 km/hr (3.4 mph) / 3.3 km/hr (2.1 mph)
Gradeability	35° (70%)
Parking brake	Multi wet disc

CONTROL	
Pilot pressure operated joysticks and pedals with detachable lever provide almost effortless and fatigueless operation.	
Pilot control	Two joysticks with one safety lever (LH): Swing and arm (RH): Boom and bucket (ISO)
Traveling and steering	Two levers with pedals
Engine throttle	Electric, dial type



**OPERATING WEIGHT (APPROXIMATE)**  
Operating weight, including 4,300 mm (14' 1") boom, 2,810 mm (9' 3") arm, SAE heaped 0.40 m<sup>3</sup> (0.52 yd<sup>3</sup>) bucket, lubricant, coolant, full fuel tank, full hydraulic tank, and all standard equipment.

OPERATING WEIGHT				
Shoes		Operating weight		Ground pressure
Type	Width mm (in)	kg (lb)		kgf/cm <sup>2</sup> (psi)
Triple grouser	600 (24")	HX130LCR	13,495 (29,750)	0.37 (5.26)
		HX130LCR (Dozer type)	14,195 (31,290)	0.39 (5.54)
	700 (28")	HX130LCR	13,655 (30,100)	0.32 (4.55)
		HX130LCR (Dozer type)	14,355 (31,650)	0.34 (4.83)

SWING SYSTEM	
Swing motor	Fixed displacement axial piston motor
Swing reduction	Planetary gear reduction
Swing bearing lubrication	Grease-bathed
Swing brake	Multi wet disc
Swing speed	12.6 rpm

SERVICE REFILL CAPACITIES		
Re-filling	liter	US gal
Fuel tank	240	63.4
Engine coolant	20	5.3
Engine oil	8.0	2.1
Swing device	2.5	0.7
Final drive (each)	2.3	0.6
Hydraulic system (including tank)	160	42.3
Hydraulic tank	96	25.4
DEF/AdBlue® tank	19	5.0

UNDERCARRIAGE	
Center frame	X - leg type
Track frame	Pentagonal box type
No. of shoes on each side	43 EA
No. of carrier roller on each side	1 EA
No. of track roller on each side	6 EA
No. of rail guard on each side	1 EA

# SPECIFICATIONS HX130LCR

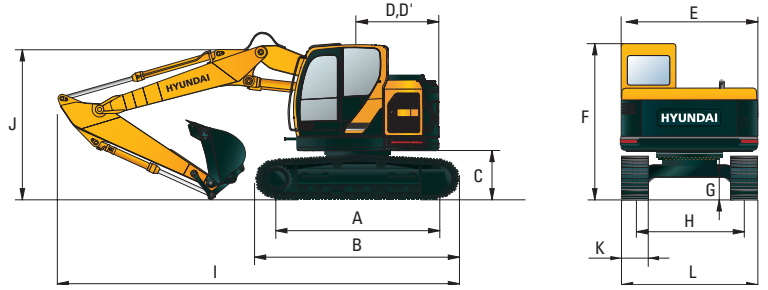
Tier 4 Final Engine

## HX130LCR DIMENSIONS

Unit: mm (ft-in)

4.3 m (14' 1") boom and 1.96 m (6' 5"), 2.26 m (7' 5"), 2.81 m (9' 3") arm

A	Tumbler distance	2,780 (9' 1")
B	Overall length of crawler	3,490 (11' 5")
C	Ground clearance of counterweight	900 (2' 11")
D	Tail swing radius	1,500 (4' 11")
D'	Rear-end length	1,500 (4' 11")
E	Overall width of upperstructure	2,500 (8' 2")
F	Overall height of cab	2,900 (9' 6")
G	Min. ground clearance	440 (1' 5")
H	Track gauge	1,990 (6' 6")

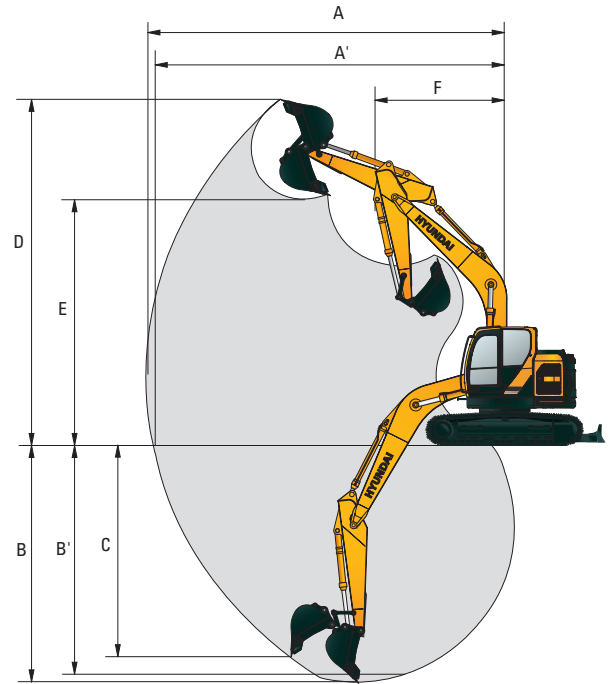


Boom length	4,300 (14' 1")		
Arm length	1,960 (6' 5")	2,260 (7' 5")	2,810 (9' 3")
I Overall length	6,820 (22' 5")	6,860 (22' 6")	6,810 (22' 2")
J Overall height of boom	2,530 (8' 4")	2,750 (9' 0")	3,080 (10' 1")
K Track shoe width	500 (20")	600 (24")	700 (28")
L Overall width	2,500 (8' 2")	2,600 (8' 6")	2,700 (8' 10")

## HX130LCR WORKING RANGE

Unit : mm (ft-in)

Boom length	4,300 (14' 1")		
Arm length	1,960 (6' 5")	2,260 (7' 5")	2,810 (9' 3")
A Max. digging reach	7,410 (24' 3")	7,690 (25' 3")	8,220 (27' 0")
A' Max. digging reach on ground	7,250 (23' 10")	7,540 (24' 10")	8,080 (26' 6")
B Max. digging depth	4,720 (15' 6")	5,020 (16' 6")	5,570 (18' 4")
B' Max. digging depth (8' level)	4,460 (14' 8")	4,790 (15' 9")	5,380 (17' 8")
C Max. vertical wall digging depth	3,960 (13' 0")	4,290 (14' 1")	4,830 (15' 11")
D Max. digging height	7,920 (26' 0")	8,110 (26' 6")	8,480 (27' 10")
E Max. dumping height	5,620 (18' 5")	5,800 (19' 0")	6,170 (20' 3")
F Min. swing radius	2,310 (7' 6")	2,340 (7' 8")	2,470 (8' 2")



## ATTACHMENT

Booms and arms are welded, and feature a low stress, full-box section design. 4.6 m (15' 1"), 4.9 m (16' 1") boom and 1.9 m (6' 3"), 2.1 m (6' 11"), 2.5 m (8' 2"), 3.0 m (9' 10") arms are available.

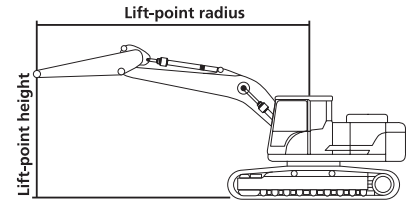
## DIGGING FORCE

Arm	Length	mm (ft.in)	1,960 (6' 5")	2,260 (7' 5")	2,810 (9' 3")	
	Weight	kg (lb)	330 (730)	355 (780)	430 (950)	
Bucket digging force	SAE	kgf	8,954 [9,768]	8,954 [9,768]	8,954 [9,768]	[Power Boost]
		lbf	19,740 [21,534]	19,740 [21,534]	19,740 [21,534]	
	ISO	kgf	10,369 [11,312]	10,369 [11,312]	10,369 [11,312]	
		lbf	22,860 [24,938]	22,860 [24,938]	22,860 [24,938]	
Arm crowd force	SAE	kgf	6,178 [6,739]	5,716 [6,236]	4,928 [5,376]	
		lbf	13,619 [14,857]	12,602 [13,747]	10,865 [11,852]	
	ISO	kgf	6,443 [7,029]	5,943 [6,484]	5,093 [5,556]	
		lbf	14,204 [15,495]	13,103 [14,294]	12,228 [12,249]	

Note : Arm weight includes bucket cylinder, linkage, and pin

# SPECIFICATIONS HX130LCR

Tier 4 Final Engine



## Lifting Capacity

Boom: 4.3 m (14' 1")

Arm: 2.81 m (9' 3")

Bucket: 0.40 m<sup>3</sup> (0.52 yd<sup>3</sup>) SAE heaped

Shoe 500 mm (20") triple grouser, CWT 2,350 kg (5,181 lb)

Capacities based on North American Standard Configuration in accordance with ISO condition 2 standard.



Rating over front



Rating over side or 360 degree

Load point height (m / ft)		Load radius								At max. reach		
		1.5 m (4.9 ft)		3.0 m (9.8 ft)		4.5 m (14.8 ft)		6.0 m (19.7 ft)		Capacity		Reach
												m (ft)
6.0 m (20 ft)	kg					*2,460	*2,460			*1,760	*1,760	5.36
	lb					*5,420	*5,420			*3,880	*3,880	(17.6)
4.5 m (15 ft)	kg					*2,550	*2,550	*2,380	2,280	*1,600	*1,600	6.34
	lb					*5,620	*5,620	*5,250	5,030	*3,530	*3,530	(20.8)
3.0 m (10 ft)	kg			*3,820	*3,820	*3,210	*3,210	*2,980	2,230	*1,570	*1,570	6.86
	lb			*8,420	*8,420	*7,080	*7,080	*6,570	4,920	*3,460	*3,460	(22.5)
1.5 m (5 ft)	kg			*6,270	6,210	*4,150	3,310	*3,380	2,150	*1,650	*1,650	7.03
	lb			*13,820	13,690	*9,150	7,300	*7,450	4,740	*3,640	*3,640	(23.1)
Ground Line	kg			*7,830	5,830	*4,940	3,140	*3,740	2,080	*1,830	1,710	6.86
	lb			*17,260	12,850	*10,890	6,920	*8,250	4,590	*4,030	3,770	(22.5)
-1.5 m (-5 ft)	kg	*4,170	*4,170	*8,140	5,720	*5,260	3,070	*3,830	2,050	*2,210	1,900	6.34
	lb	*9,190	*9,190	*17,950	12,610	*11,600	6,770	*8,440	4,520	*4,870	4,190	(20.8)
-3.0 m (-10 ft)	kg	*7,330	*7,330	*7,430	5,780	*4,880	3,090			*3,140	2,430	5.36
	lb	*16,160	*16,160	*16,380	12,740	*10,760	6,810			*6,920	5,360	(17.6)

### NOTES:

- Lifting capacities are based on ISO 10567.
- Lifting capacity of the HX Series does not exceed 75% of tipping load with the machine on firm, level ground or 87% of full hydraulic capacity.
- The Lift-point is bucket pivot mounting pin on the arm (without bucket mass).
- (\*) indicates load limited by hydraulic capacity.

## BUCKETS

All buckets are welded with high-strength steel.



0.30 (0.39)



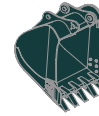
0.40 (0.52)



0.45 (0.59)



0.50 (0.65)



0.59 (0.77)

SAE Heaped  
m<sup>3</sup> (yd<sup>3</sup>)

Capacity m <sup>3</sup> (yd <sup>3</sup> )		Width mm (in)		Weight kg (lb)	Recommendation mm (ft-in)		
SAE Heaped	CECE Heaped	Without Side Cutters	With Side Cutters		4,300 (14' 1") Boom		
					1,960 (6' 5") Arm	2,260 (7' 5") Arm	2,810 (9' 3") Arm
0.30 (0.39)	0.27 (0.35)	610 (24.0)	720 (28.3)	360 (790)	●	●	●
0.40 (0.52)	0.44 (0.58)	760 (29.9)	870 (34.3)	410 (900)	●	●	●
0.45 (0.59)	0.40 (0.52)	830 (32.7)	940 (37.0)	430 (950)	●	●	■
0.50 (0.65)	0.45 (0.59)	900 (35.4)	1,010 (39.8)	450 (990)	●	■	▲
0.59 (0.77)	0.52 (0.68)	1,020 (40.2)	1,130 (44.5)	490 (1,080)	■	▲	-

- : Applicable for materials with density of 2,000 kgf/m<sup>3</sup> (3,370 lbf/yd<sup>3</sup>) or less
- : Applicable for materials with density of 1,600 kgf/m<sup>3</sup> (2,700 lbf/yd<sup>3</sup>) or less
- ▲ : Applicable for materials with density of 1,100 kgf/m<sup>3</sup> (1,850 lbf/yd<sup>3</sup>) or less

# SPECIFICATIONS HX130LCR

Tier 4 Final Engine

ENGINE	STD	OPT
Perkins 854F Engine	•	
<b>HYDRAULIC SYSTEM</b>		
<b>Intelligent Power Control (IPC)</b>		
3-power mode, 2-work mode, user mode	•	
Variable power control	•	
Pump flow control	•	
Attachment mode flow control	•	
Engine auto idle	•	
Engine auto shutdown control		•
Electronic fan control	•	
<b>CAB &amp; INTERIOR</b>		
<b>ISO Standard cabin</b>		
Rise-up type windshield wiper	•	
Radio/USB player	•	
Handsfree mobile phone system with USB	•	
12 volt power outlet (24 V DC to 12 V DC converter)	•	
Electric horn	•	
All-weather steel cab with 360° visibility	•	
Safety glass windows	•	
Sliding fold-in front window	•	
Sliding side window (LH)	•	
Lockable door	•	
Storage compartment & ashtray	•	
Transparent cabin roof-cover	•	
Sun visor	•	
Door and cab locks, one key	•	
Pilot-operated adjustable joystick	•	
Console box height adjust system	•	
Smart start with key fob		•
Cabin lights	•	
Cabin front window rain guard		•
<b>Automatic climate control</b>		
Air conditioner & heater	•	
Defroster	•	
Starting Aid (air grid heater) for cold weather	•	
<b>Centralized monitoring</b>		
8" LCD display	•	
Engine speed or trip meter/accelerator	•	
Engine coolant temperature gauge	•	
Max power	•	
Low speed/High speed	•	
Auto idle	•	
Overload	•	
Check engine	•	
Air cleaner clogging	•	
Indicators	•	
ECO gauges	•	
Fuel level gauge	•	
Hydraulic oil temperature gauge	•	
Warnings	•	
Communication error	•	
Low battery	•	
Clock	•	

CAB & INTERIOR	STD	OPT
<b>Seat</b>		
Adjustable air suspension seat with heater	•	
<b>Cabin FOPS/FOG (ISO/DIS 10262) Level 2</b>		
FOPS (Falling Object Protective Structure)-ISO 3,449 Level 2		•
FOG (Falling Object Guard)		•
<b>Cabin ROPS (ISO 12117-2)</b>		
ROPS (Roll Over Protective Structure)	•	
<b>SAFETY</b>		
Battery master switch	•	
Rearview camera	•	
AAVM (All-Around View Monitoring)		•
Four front working lights (2 boom mounted, 2 front frame mounted)	•	
Travel alarm	•	
Rear work lamp	•	
Beacon lamp LED		•
Automatic swing brake	•	
Boom holding system	•	
Arm holding system	•	
Safety lock valve for boom cylinder with overload warning device		•
Safety lock valve for arm cylinder		•
Swing lock system		•
Two outside rearview mirror	•	
Wirenet guard		•
<b>OTHER</b>		
<b>Booms</b>		
4.3 m, 14' 1"	•	
<b>Arms</b>		
1.96 m, 6' 5"		•
2.26 m, 7' 5"		•
2.81 m, 9' 3"	•	
Removable clean-out dust net for cooler	•	
Removable reservoir tank	•	
Fuel pre-filter	•	
Self-diagnostics system	•	
Hi-mate (Remote Management System)	Mobile Satellite	•
Batteries (2 x 12 V x 100 Ah)	•	
Fuel filler pump (50 ℓ/min)		•
Double-acting piping kit (clamshell, etc.) with proportional control	•	
Rotating piping kit with proportional control		•
Hyundai dual-lock quick coupler with piping	•	
Accumulator for lowering work equipment	•	
Pattern change valve (2 patterns)	•	
Fine swing control system		•
Heavier counterweight 5,180 lbs/ 2,350 kg	•	
<b>UNDERCARRIAGE</b>		
Lower frame under cover (Normal)	•	
<b>Track shoes</b>		
Triple grousers shoes (500 mm, 20")		•
Triple grousers shoe (600 mm, 24")	•	
Triple grousers shoe (700 mm, 28")		•
Road liner track shoes (500 mm, 20")		•

\* Standard and optional equipment may vary. Contact your Hyundai dealer for more information.  
 The machine may vary according to International standards.  
 \* The photos may include attachments and optional equipment that are not available in your area.  
 \* Materials and specifications are subject to change without advance notice.  
 \* All imperial measurements rounded off to the nearest pound or inch.

## PLEASE CONTACT



www.hceamericas.com  
 6100 Atlantic Blvd., Norcross, GA 30071  
 TEL (678) 823 7777 FAX (678) 823 7778