

RP7500 E Portable Generator




7500 W Running | 9375 W Starting

Features

- Reliable power when you need it for home, work and play
- Easy to set up and operate
- Built tough with a heavy-duty frame, never-flat wheels and a hinged handle
- All-steel construction
- Engineered to run cool and quiet
- Enhanced safety features, including recessed sockets with waterproof covers
- Lithium Ion battery
- Electric/recoil start
- Automatically charges the battery when the set is running



Control Panel



RP7500 E Portable Generator

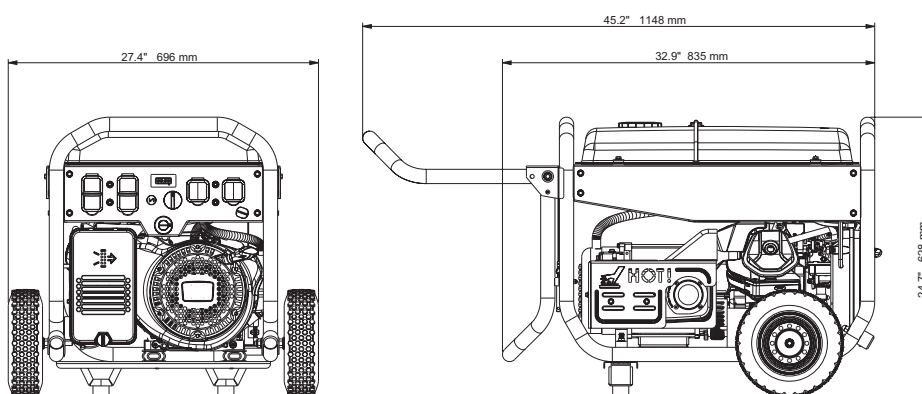


Specifications

Product Series	RP Generators
Model Configuration	RP7500 E
AC Rated Output Running (Watts)	7500
AC Rated Output Starting (Watts)	9375
AC Voltage (Volts)	120/240
AC Frequency (Hz)	60
Engine Displacement (cc)	420
Engine Type	OHV
Engine Speed (RPM)	3600
Recommended Oil	SAE30/10W-30
Lubrication Method	Splash
Automatic Voltage Regulation (AVR)	Yes
Starting Method	Electric/Recoil
Low-Oil Shutdown Method	Low Level
Battery Type	Lithium Ion
Fuel Gauge	On Tank
Fuel Tank Nominal Capacity Gal (ltr)	7.9 (30)
Run Time at 50% (hrs)	11
Handle Style	Double Folding
Wheel Type	Never-Flat
Warranty	Longer-term 3-year limited warranty applies when registered within 30 days. Standard 2-year limited warranty applies if not registered within 30 days.

Dimensions and Weights

Length in (mm)	32.9 (835)
Width in (mm)	27.4 (696)
Height in (mm)	24.7 (628)
Extended Length in (mm)	45.2 (1148)
Carton Length in (mm)	33.9 (860)
Carton Width in (mm)	21.7 (550)
Carton Height in (mm)	23.4 (593)
Unit Weight lbs (kg)	192.5 (87)
Shipping Weight lbs (kg)	205.7 (93)



Dealer Contact Information



© 2016 Caterpillar. All Rights Reserved.

CAT, CATERPILLAR, their respective logos, "Caterpillar Yellow," the "Power Edge" trade dress, as well as corporate and product identity used herein, are trademarks of Caterpillar and may not be used without permission.

RP6500 E Portable Generator




6500 W Running | 8125 W Starting

Features

- Reliable power when you need it for home, work and play
- Easy to set up and operate
- Built tough with a heavy-duty frame, never-flat wheels and a hinged handle
- All-steel construction
- Engineered to run cool and quiet
- Enhanced safety features, including recessed sockets with waterproof covers
- Lithium Ion battery
- Electric/recoil start
- Automatically charges the battery when the set is running



Control Panel



RP6500 E Portable Generator

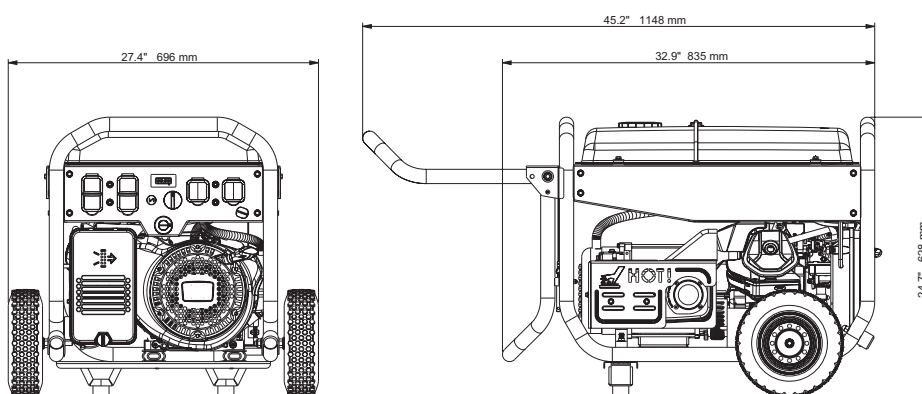


Specifications

Product Series	RP Generators
Model Configuration	RP6500 E
AC Rated Output Running (Watts)	6500
AC Rated Output Starting (Watts)	8125
AC Voltage (Volts)	120/240
AC Frequency (Hz)	60
Engine Displacement (cc)	420
Engine Type	OHV
Engine Speed (RPM)	3600
Recommended Oil	SAE30/10W-30
Lubrication Method	Splash
Automatic Voltage Regulation (AVR)	Yes
Starting Method	Electric/Recoil
Low-Oil Shutdown Method	Low Level
Battery Type	Lithium Ion
Fuel Gauge	On Tank
Fuel Tank Nominal Capacity Gal (ltr)	7.9 (30)
Run Time at 50% (hrs)	12
Handle Style	Double Folding
Wheel Type	Never-Flat
Warranty	Longer-term 3-year limited warranty applies when registered within 30 days. Standard 2-year limited warranty applies if not registered within 30 days.

Dimensions and Weights

Length in (mm)	32.9 (835)
Width in (mm)	27.4 (696)
Height in (mm)	24.7 (628)
Extended Length in (mm)	45.2 (1148)
Carton Length in (mm)	33.9 (860)
Carton Width in (mm)	21.7 (550)
Carton Height in (mm)	23.4 (593)
Unit Weight lbs (kg)	187.0 (85)
Shipping Weight lbs (kg)	200.2 (91)



Dealer Contact Information



© 2016 Caterpillar. All Rights Reserved.

CAT, CATERPILLAR, their respective logos, "Caterpillar Yellow," the "Power Edge" trade dress, as well as corporate and product identity used herein, are trademarks of Caterpillar and may not be used without permission.

RP5500 Portable Generator



5500 W Running | 6875 W Starting

Features

- Reliable power when you need it for home, work and play
- Easy to set up and operate
- Built tough with a heavy-duty frame, never-flat wheels and a hinged handle
- All-steel construction
- Engineered to run cool and quiet
- Enhanced safety features, including recessed sockets with waterproof covers



Control Panel



RP5500 Portable Generator

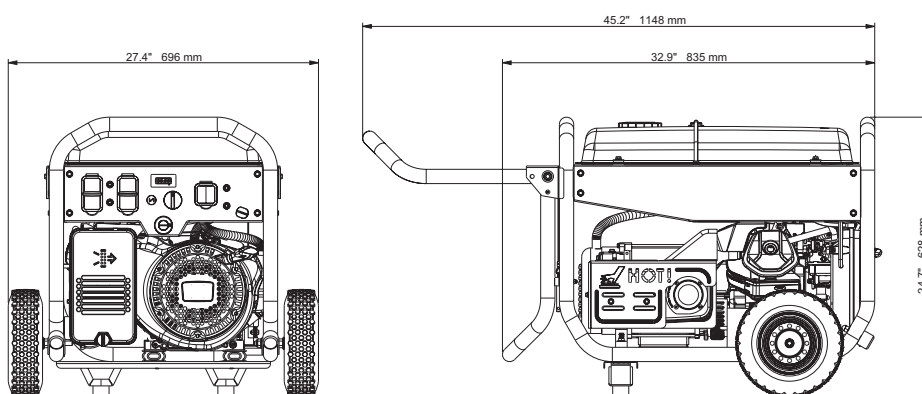


Specifications

Product Series	RP Generators
Model Configuration	RP5500
AC Rated Output Running (Watts)	5500
AC Rated Output Starting (Watts)	6875
AC Voltage (Volts)	120/240
AC Frequency (Hz)	60
Engine Displacement (cc)	300
Engine Type	OHV
Engine Speed (RPM)	3600
Recommended Oil	SAE30/10W-30
Lubrication Method	Splash
Automatic Voltage Regulation (AVR)	Yes
Starting Method	Recoil
Low-Oil Shutdown Method	Low Level
Battery Type	N/A
Fuel Gauge	On Tank
Fuel Tank Nominal Capacity Gal (ltr)	7.9 (30)
Run Time at 50% (hrs)	15
Handle Style	Double Folding
Wheel Type	Never-Flat
Warranty	Longer-term 3-year limited warranty applies when registered within 30 days. Standard 2-year limited warranty applies if not registered within 30 days.

Dimensions and Weights

Length in (mm)	32.9 (835)
Width in (mm)	27.4 (696)
Height in (mm)	24.7 (628)
Extended Length in (mm)	45.2 (1148)
Carton Length in (mm)	33.9 (860)
Carton Width in (mm)	21.7 (550)
Carton Height in (mm)	23.4 (593)
Unit Weight lbs (kg)	163.0 (74)
Shipping Weight lbs (kg)	176.2 (80)



Dealer Contact Information



© 2016 Caterpillar. All Rights Reserved.

CAT, CATERPILLAR, their respective logos, "Caterpillar Yellow," the "Power Edge" trade dress, as well as corporate and product identity used herein, are trademarks of Caterpillar and may not be used without permission.

RP3600 Portable Generator



3600 W Running | 4500 W Starting

Features

- Reliable power when you need it for home, work and play
- Easy to set up and operate
- Built tough with a heavy-duty frame, never-flat wheels and a hinged handle
- All-steel construction
- Engineered to run cool and quiet
- Enhanced safety features, including recessed sockets with waterproof covers



Control Panel



RP3600 Portable Generator

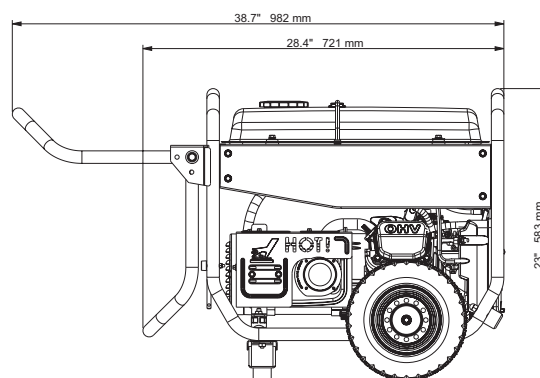
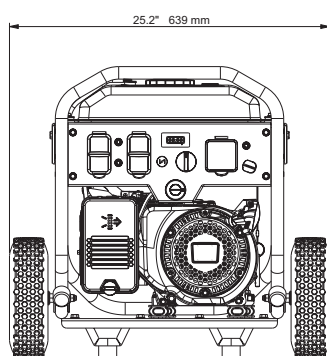


Specifications

Product Series	RP Generators
Model Configuration	RP3600
AC Rated Output Running (Watts)	3600
AC Rated Output Starting (Watts)	4500
AC Voltage (Volts)	120
AC Frequency (Hz)	60
Engine Displacement (cc)	212
Engine Type	OHV
Engine Speed (RPM)	3600
Recommended Oil	SAE30/10W-30
Lubrication Method	Splash
Automatic Voltage Regulation (AVR)	Yes
Starting Method	Recoil
Low-Oil Shutdown Method	Low Level
Battery Type	N/A
Fuel Gauge	On Tank
Fuel Tank Nominal Capacity Gal (ltr)	4.5 (17)
Run Time at 50% (hrs)	13.5
Handle Style	Double Folding
Wheel Type	Never-Flat
Warranty	Longer-term 3-year limited warranty applies when registered within 30 days. Standard 2-year limited warranty applies if not registered within 30 days.

Dimensions and Weights

Length in (mm)	28.4 (721)
Width in (mm)	25.2 (639)
Height in (mm)	23.0 (583)
Extended Length in (mm)	38.7 (982)
Carton Length in (mm)	28.5 (725)
Carton Width in (mm)	18.9 (480)
Carton Height in (mm)	21.7 (550)
Unit Weight lbs (kg)	112.2 (51)
Shipping Weight lbs (kg)	123.2 (56)



Dealer Contact Information



© 2016 Caterpillar. All Rights Reserved.
CAT, CATERPILLAR, their respective logos, "Caterpillar Yellow," the "Power Edge" trade dress, as well as corporate and product identity used herein, are trademarks of Caterpillar and may not be used without permission.

LEHQ0028