



T880



KENWORTH.
The World's Best.



T880 Day Cab MX Hood Standard Mixer



T880



THE RUGGED-DUTY, ALL-BUSINESS WORK TRUCK YOU CAN COUNT ON.

The work you do requires everything you've got and then some. Same for your trucks and the people who drive them. With the T880, you've got a dependable, versatile vehicle capable of performing your toughest jobs. Day in, day out. A truck designed at its core with the strength, stamina and operating economy you need to move your business ahead.

Bulk tractor. Tanker. Dump truck. Mixer. Heavy hauler. Refuse truck. Logger. The next time your job requires maximum effort, dispatch the one truck that's equipped to handle it: your Kenworth T880.

It's the world's best way to get work done.

INSPIRED

VERSATILE

RUGGED

INTELLIGENT

PRODUCTIVE

CONNECTED

REWARDING



T880 52" Sleeper Tridem



THE PERFECT BALANCE OF FORM, FUNCTION AND FLEXIBILITY

Custom-engineered from bumper to taillight, the T880 is the most versatile vehicle to ever roll off an assembly line. Distinctively Kenworth, this bold new truck is as comfortable hauling 140,000 pounds over the Rockies as it is navigating city streets with a tanker full of fuel. It's the tough-minded choice as a dump truck, lowboy, logger, concrete mixer, refuse transporter, construction or oil field service vehicle. You name it. The T880 cuts all the big jobs down to size.

With a dramatically sloped hood and wide open visibility, the T880 sports a do-anything, go-anywhere attitude that takes it easy on the driver. Available in 122.5-inch and 116.5-inch BBC models, you can select from a myriad of specialized options to get exactly what you need for your specific payload and operating requirements. There's even a sleeper option to enhance your flexibility, comfort and lifestyle.

INSPIRED

VERSATILE

RUGGED

INTELLIGENT

PRODUCTIVE

CONNECTED

REWARDING



T880 Heavy Haul



ENGINEERED TO TAKE A WORLD OF PUNISHMENT.

When you're making tracks down an 8 percent grade with 10 yards of mud on your back, you want to be riding on the ironclad foundation of Kenworth dependability. Ninety plus years of putting it on the line, Kenworth has learned a great deal about how to design and build trucks that will endure in the real world. Trucks with the strength and endurance to work harder and last longer. Trucks that can shoulder maximum payload with minimum tare weight and move that burden over terrain and through job sites you'd never want to negotiate with lesser vehicles. The T880 is all Kenworth, all the way through.

INSPIRED

VERSATILE

RUGGED

INTELLIGENT

PRODUCTIVE

CONNECTED

REWARDING

DESIGNED SPECIFICALLY FOR THE CHALLENGES YOU FACE EVERY DAY

Advanced technology and street-smart design – sloped hood, fuel-efficient drive train, aerodynamic and job-specific options, unconventional maneuverability and supremely comfortable driving environment – make a Kenworth T880 the ideal business partner. Spec it lean for payload-hungry applications. Dress it down in a no-frills day cab configuration. Or order it as a decked out thoroughbred with factory-installed, signature-setting Kenworth exclusives. It's all good.



The optional pre-cleaner is a great addition when operating in dusty environments like feed lots, road building or ready-mix operations.



Keep dirt, mud and spray at bay with Kenworth's optional forward fender close-out accessory, a great idea when you're running off the beaten path or with bigger tires.



Made of durable Metton, the 5-piece T880 hood offers bolt-on fenders for quick replacement to get you back on the work site. Each fender can be replaced in less than two hours.



Complex reflector halogen headlights offer the lighting performance of projector beam systems without the extra cost. Designed with extra thick polycarbonate lens and UV inhibitor, the headlamps will stand up to years of service without any complaints.



The T880 has been designed for maximum visibility in all situations. A panoramic one-piece windshield combines with Kenworth-signature DayLite® doors, power-adjust heated mirrors, a dramatically sloped hood and a forward-sloping dash to greatly expand the driver's field of vision.



Open the door on a T880 and you'll notice a marked difference in how Kenworth defines comfort. The door pad, for example, presents a soft, durable, low-gloss finish and the look of fine hand craftsmanship. Robust and extraordinarily strong, the door is triple sealed against the elements and road noise.



Robust aerodynamic side mirrors are cowl mounted for better stability and located further forward and lower to optimize rearward visibility. The convex portion is 37% larger than Kenworth's standard convex mirror design.



Electric Over Air dash switches (replacing flip valves in the dash) provide improved reliability and eliminate air leaks and noise in the cab. Additional functionality and driver interfacing is now possible with the new switches, which provide feedback through the driver performance center in the dash.





T880



GOING TO WORK HAS NEVER FELT LESS LIKE WORK.

No matter how many trucks you own, this is the one your drivers will line up for. Inside the handsome exterior of the T880 is a quiet, spacious, state-of-the-art control center that fits professionals of every shape and size. The superior quality, craftsmanship, fit and finish of the wide and wide-open interior is easy to see, but it's the driving experience that truly distinguishes the T880 from every other work truck you've ever known.

INSPIRED

VERSATILE

RUGGED

INTELLIGENT

PRODUCTIVE

CONNECTED

REWARDING



72°F
1526.8 mi
Trip Info: Summary: Trip A
Fuel Econ = 5.8 MPG
Avg Speed = 48 mph
Eng Hours = 31.8 hrs
Fuel Used = 293 gals



+ VOL
-
+ SEEK
-
MUTE
MODE

ON/OFF
CANCL
SET
RES

HOME
TRUCK
PHONE
OK

TRA
AIR 3
NOT FOR



Virtual gauges provide real-time information on truck operation. Oil and transmission temperatures, manifold boost, present and average fuel economy, DPF status and engine torque come pre-loaded.



NavPlus is the first system in the industry to offer optimized routes customized to your truck parameters and your load.



NavPlus audio features AM/FM/Weather bands, Sirius satellite capability, CD player, USB port, auxiliary MP3 player hookup and Bluetooth-capable wireless audio streaming.



Pair your compatible Bluetooth phone with Bluetooth-capable NavPlus – which includes a built-in microphone and speaker – to talk hands-free.

KEEPING THE DRIVER INFORMED, IN TOUCH, IN CONTROL AND ON SCHEDULE.

If knowledge is power, this is the most powerful work truck you've ever seen, featuring groundbreaking technology that clarifies and enriches the driving experience like never before. Kenworth's exclusive leather-wrapped SmartWheel® multifunction steering wheel puts the most frequently used controls right under the driver's fingertips. High-definition instrumentation includes crisply detailed virtual gauges that deliver real-time information at a glance in all lighting conditions. And Kenworth NavPlus® — a revolutionary driver interface and productivity tool — seamlessly integrates vehicle navigation, entertainment, diagnostics and cutting-edge communication into a single intuitive full-color touchscreen. Now that's powerful.

INSPIRED

VERSATILE

RUGGED

INTELLIGENT

PRODUCTIVE

CONNECTED

REWARDING



When the schedule requires a layover, Kenworth's 52-inch sleeper is a welcome sanctuary. It measures 94 inches wide with generous walk-through and stand-up-and-stretch headroom. Elegant, supremely comfortable and a great payoff any day.



Amenities include a full-length hanging closet, two speakers, optional wide-screen TV mount, generous lighting, 34- or 38-inch mattress and extra storage just where you need it. The separate sleeper control panel manages audio and HVAC. A liftable bunk is standard as well as inside access to the toolbox.

GETTING MORE OUT OF YOUR TRUCK STARTS WITH MORE OF A TRUCK

The Kenworth T880 has been designed to keep your operation running on all cylinders, all the time. At peak efficiency. With minimum downtime. These days, you need that kind of commitment from your truck. So you need a manufacturer who knows how to make it easy for your body builder to do his job fast. How to speed your stay in the service bay with ingenious new ways to save time and cost. And how to make sure your truck comes out of the factory job-ready with whatever you need.



Troubleshooting air and electrical systems has never been easier. A centralized pass-through on the firewall provides ready access. Just open the hood and everything is at eye level.



The firewall-mounted brake pedal reduces leg strain - an ergonomic difference that means less driver fatigue at the end of the day.



A new angled steering gear design provides up to 9 degrees of additional wheel cut. This allows for a tighter turning radius, for superior maneuverability at the job site.



Kenworth's long taperleaf front springs with shock absorbers offer a smooth ride with excellent stability. Available on the T880 in a wide range of ratings: from 12,000 lb. to 22,000 lb.



The T880 can be specified with the exhaust system of your choice – cab-mounted single or dual stacks or a unique horizontal design that conserves space behind the cab for extra equipment, easier access and extended bodies.



Extruded aluminum crossmembers and 2-hole aluminum gussets – easily and inexpensively replaced – strengthen the T880's foundation without adding a lot of extra weight. All components are free-fit fastened for extended life.




The T880 is available with five new Watson Chalin lift axles, including a new 10,000 lb. lift axle and a redesigned 20,000 lb. lift axle that cuts over 200 pounds off the previous 20,000 lb. design.



Note how Kenworth routes vertical exhaust systems high over the frame for unfettered access to fuel and air tanks, back of the cab and frame rails – streamlining body installation.



Factory installed body builder harnesses are available at both the back of the cab and the end of the frame. Kenworth offers a 12-pin remote engine harness interface to a J1939 CAN bus harness.



Kenworth's frame is a continuous straight rail constructed of heat-treated steel – custom-drilled to specification without unnecessary holes – offering superior strength and longevity. And all the components are free-fit fastened for extended life.

INTERIOR COLORS AND OPTIONS

The T880 is available in two interior trim levels, the Vantage and the Diamond VIT. Both are available in either Slate Gray or Tan and come with three colors of vinyl plus a complementary trim color.

Vantage Interior




Diamond VIT Interior




Interior Vinyl

Slate Gray



Light Slate Gray




Medium Slate Gray




Dark Slate Gray

Tan



Light Tan



Medium Tan



Dark Tan


Trim Colors




Slate Gray - Diamond VIT



Slate Gray - Vantage



Tan - Diamond VIT



Tan - Vantage

Floor Coverings



Dark Gray Carpet



Dark Gray Rubber Mat



Dark Tan Carpet

KENWORTH SEATS

As a true driver's truck, the T880 offers The World's Best seating arrangements – superior in comfort, adjustability, ride suspension and personal climate control. Upholstery choices include durable vinyl, cloth, Ultraleather and premium leather coverings.

Key Features and Options*		
	Feature	Benefit
Advanced Suspension	Micro Adjustable Damping	Set exactly the ride feel you want.
	Suspension Travel Protection Zone	Avoid harsh bump stops
	Base Extension with Independent Full Tilt	Optimize both leg comfort and recline angle.
	Weight Compensating Auto Level and Memory	No need to readjust for different size drivers.
	Height Independent Adjustability	Maximum comfort at all heights.
	Upper Back Adjustability	An OEM industry first providing spine-matching contouring.
	Adjustable Side Bolsters	Customizable side-to-side support.
Climate	Heating	Warmth in the winter.
	Cooling	Cooling comfort in the summer.
Longevity	Replaceable Cushions	Keep your seats looking new without extra cost.

Extensive Adjustability and Outstanding Comfort Features



Seat Covering Options



* Not all options available with all seat trim levels
Ultraleather is a Registered Trademark of Ultrafabrics LLC.

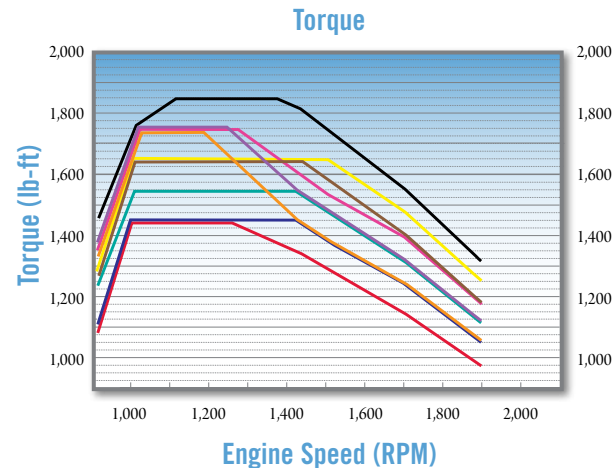
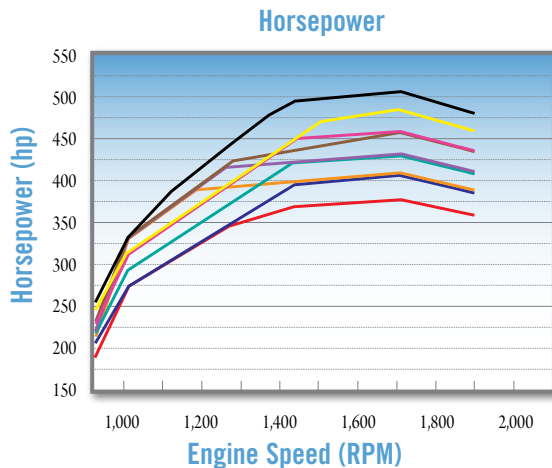
PACCAR MX-13

Powered By Quality

At the heart of the T880 is a fully optimized and integrated drivetrain featuring the quality and proven reliability of the PACCAR MX-13 engine. These highly efficient, clean running engines deliver up to 500 hp and 1,850 lb-ft of torque – all the muscle you need to do the job.

In addition to industry-leading fuel economy, the PACCAR MX-13 employs innovative high-strength yet lightweight components and premium materials to achieve superior durability and power-to-weight performance. The technologically advanced design reduces in-cab noise levels significantly for a more comfortable driving environment. Selective Catalytic Reduction (SCR) in combination with exhaust gas recirculation (EGR) enables the PACCAR MX-13 to boast near-zero emissions.

Bottom line: Expect longer service intervals, increased uptime, lower operating costs and higher resale value.



Ratings

ENGINE HORSEPOWER	PEAK TORQUE LB-FT @ RPM	
380	1,450 @ 1,000	—
405	1,450 @ 1,000	—
405	1,550/1,750 @ 1,000*	—
430	1,550 @ 1,000	—
430	1,550/1,750 @ 1,000*	—
455	1,650 @ 1,000	—
455	1,550/1,750 @ 1,000*	—
485	1,650 @ 1,000	—
500	1,850 @ 1,100	—

*Multi Torque Rating

Specifications

CONFIGURATION	INLINE 6-CYLINDER
BORE X STROKE (MM)	130 x 162
DISPLACEMENT	12.9 LITERS
DRY WEIGHT	2,600 LBS.
OIL SYSTEM CAPACITY	42 U.S. QUARTS
HORSEPOWER	380-500 HP
PEAK TORQUE	1,450-1,850 LB.-FT.
GOVERNED SPEED	2,200 RPM
CLUTCH ENGAGEMENT TORQUE [†]	973 LB.-FT. @ 800 RPM
B10 DESIGN LIFE	1,000,000 MILES/ 1,600,000 KM
BASE WARRANTY [§]	2 YEARS/250,000 MILES/400,000 KM

[†]Determined By Engine Horsepower And Idle Setting

[§]Extended Protection Plans Available

Maintenance Intervals

MAINTENANCE ITEM	MILES	KILOMETERS
FUEL FILTER - VOCATIONAL DUTY	25,000	40,000
- STANDARD DUTY	40,000	64,000
OIL AND FILTER - VOCATIONAL DUTY	25,000	40,000
- STD. DUTY > 20% IDLE TIME	40,000	64,000
- STD. DUTY < 20% IDLE TIME	60,000	96,000
COOLANT FILTER (IF EQUIPPED)	160,000	256,000
DEF FILTER	300,000	480,000

T880 SPECIFICATIONS

Power / Drivetrain

- PACCAR MX-13 Engine, 12.9 Liter, 380-500 HP, 1450 – 1850 lb-ft of Torque
- Cummins ISX15 Engine, 14.9 Liter, 450-600 HP, 1450 – 2050 lb-ft of Torque
- CARB Emission Reduction Feature Available

Starting & Charging

- Multiplex Electrical System With Centralized Power Distribution Incorporating Plug-In Style Relays & Circuit Protection For Serviceability
- 12 Volt Lighting System With Circuit Protection
- Circuits Numbered & Color Coded
- Key Switch Start & Shutdown
- 160 Amp Alternator
- PACCAR 12 Volt Starter
- Three PACCAR Dual Purpose Batteries
- Two or four PACCAR Dual Purpose Batteries
- Two or Three AGM Deep Cycle Batteries
- Horizontal Muffler/DPF/SCR and Tailpipe
- RH Under DPF/SCR with Side of Cab Tailpipe
- Horizontal Muffler DPF/SCR with Back of Sleeper Vertical Tailpipe
- Vertical Independent DPF/SCR with Back of Cab Single Tailpipe

Transmission Options

- Eaton Fuller FR016210C 10-Speed
- Clutch - Eaton Fuller
- Eaton Fuller 9, 10, 13, 15 & 18 Speed Manual and Automated Transmissions
- Allison 5, 6 & 7 Speed Automatic Transmissions
- PTO Options: REPTO and Factory Installed Transmission Mounted PTOs

Frame / Axle / Suspension / Brakes

- Frame - 10 5/8" Steel - 120,000 psi - Heat Treated
- Frame - 10 3/4" Steel - 120,000 psi - Heat Treated
- Frame - 11 5/8" Steel - 120,000 psi - Heat Treated



- Front Axles - Dana Spicer, 12,000 lb.
- Front Axles - Dana Spicer 12,000 to 22,000 lbs.
- Front Springs - Taperleaf w/Shocks, 12,000 lb.
- Front Springs - Taperleaf w/Shocks, 12,000, 13,200, 14,600, 16,000, 18,000, 20,000 and 22,000 lb.
- Rear Axle - Dana Spicer, 40,000 lb. Tandem
- Single Rear Axles - Dana Spicer from 16,000 to 30,000 lb.
- Tandem Rear Axles - Dana Spicer, 40,000 and 52,000 lb.
- Tandem Rear Axles - Meritor, 40,000 and 44,000 lb.
- Tridem Rear Axles - Dana Spicer, 69,000 and 78,000 lb.
- Rear Suspension - Reyco 102, 38,000 lb. Tandem
- Single Rear Axle Suspensions - Kenworth, Reyco and Hendrickson with capacities from 20,000 to 31,000 lbs.
- Dual Rear Axle Suspensions - Kenworth, Reyco, Hendrickson, Chalmers and Neway with capacities up to 52,000 lbs.
- Tridem Rear Axle Suspensions - Kenworth, Hendrickson, and Neway with capacities up to 69,000 lbs.
- Brakes - Air
- Brakes - Air Disc
- ABS System - Bendix
- ACT and ESP available

Wheels / Tires

- Wheels - Steel 22.5"
- Tires - Bridgestone Ecopia 295/75R22.5 R283
- Michelin and Goodyear tires available.
- Polished and Non-Polished Alcoa Aluminum Wheels
- 24.5" Tires and Wheels

Fuel Tanks

- 24.5" Round Aluminum - 100 Gallon Capacity
- 22" Round Aluminum - 56 to 120 Gallon Capacity Under and Back of Cab
- 24.5" Round Aluminum - 60 to 150 Gallon Capacity Under and Back of Cab
- Hydraulic and Split Tanks Available
- Polished Aluminum Tanks and Polished Straps

DEF Tanks

- Small Round DEF Tank – 11 Usable Gallons
- Medium Round DEF Tank – 21 Usable Gallons
- Large Round DEF Tank – 31 Usable Gallons
- Extra Large Round DEF Tank – 38 Usable Gallons
- Polished Tank Cover and Polished Straps

Battery Boxes / Bumpers

- Steel Battery Box with Aluminum Step Cover
- Aluminum Battery Box
- Cantilever Back of Cab Battery Box
- In Cab Battery Box
- Steel Painted Channel Bumper
- Tapered Channel in Brushed or Polished Aluminum
- Stainless Clad Aluminum Channel Bumper

Cab / Hood / Interior

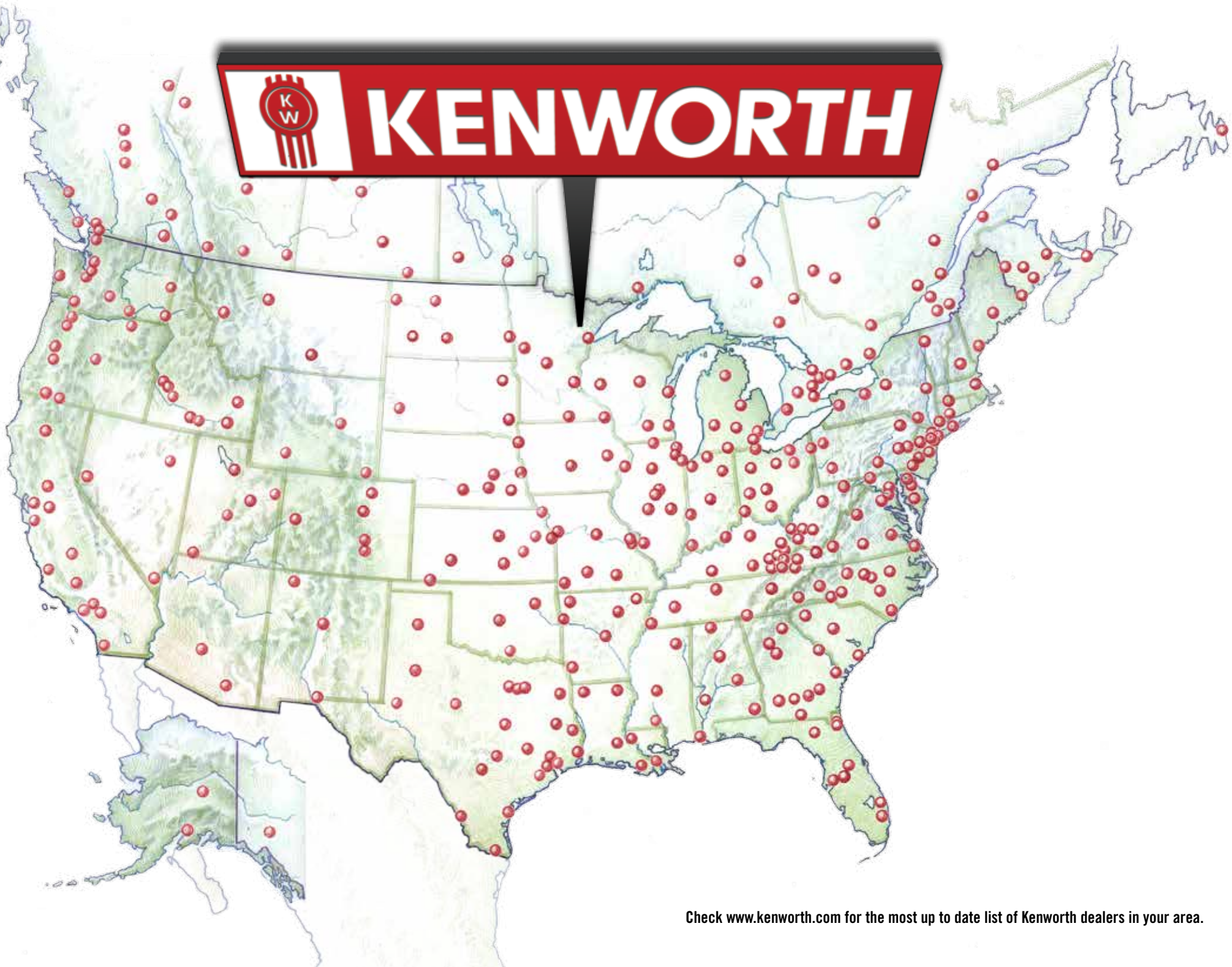
- Cab - Stamped Aluminum
- Hood - 5-Piece Metton - Sloped Vocational Hood
- T880 Hood (122.5" BBC) - 5-Piece with Bolt on Fenders
- T880MX Hood (116.5" BBC) – 5-Piece with Bolt on Fenders
- Complex Reflector Halogen Headlamps
- Aerodynamic Heated Mirrors
- Adjustable Telescoping Tilt Steering Column
- Standard Vantage Vinyl Headliner and Cab Back Panel
- Diamond VIT Deluxe Interior
- Kenworth GT702 Air-Cushion Plus High Back Driver Seat
- Kenworth GT701 High Back Toolbox Plus Rider Seat
- Power Door Locks
- Passenger-side Electric Window
- 3-Window Back of Cab Window Option
- Full Burl Wood Dash Panels
- Workstation Between Seats

Special Equipment & Options

- Back-up Alarm
- Daytime Running Lights
- Multi-function Engine Connector For Body Builder Interface
- Bodybuilder Harness to End of Frame
- Custom Frame Drilling and Frame Layout
- Factory Installed Transmission PTO's -Muncie and Chelsea
- Factory Installed Watson Chalin Lift Axles -8K, 10K, 13.5K, 20K and 22K -Pusher and Tag Axle configurations -Steerable and Non-Steerable Options



KENWORTH



Check www.kenworth.com for the most up to date list of Kenworth dealers in your area.



T880



NOBODY BACKS UP A TRUCK LIKE KENWORTH

In a 24/7 world, where customers rightfully expect to have it all, the reliability and money-making potential of your business relies on the dependability of your support system. Another great reason to invest in a Kenworth. From the moment you turn the key on your new T880, you're connected to a rock-solid organization that's dedicated to your success 24/7. With instant access to heavy truck professionals who can show you innovative new ways to manage and control operating costs. Provide quick turnaround services at standard prices anywhere you go. Suggest preventive maintenance programs that pay off in peace of mind. And keep you running nonstop. When you buy a Kenworth, a great truck is just the beginning. Great follow-through is also part of the deal.

INSPIRED

VERSATILE

RUGGED

INTELLIGENT

PRODUCTIVE

CONNECTED

REWARDING



T880 Six Axle Dump Truck



T880



THE EASY CHOICE IN A TOUGH-JOB TRUCK

You're not in business to run trucks, but to profit from them. An investment in the Kenworth T880 pays off in greater fuel economy, driver satisfaction, productivity and resale value. You also gain the pure pleasure of putting your name on the door of a truck that commands attention and respect wherever it goes — an honest reflection of your commitment to excellence. Whether you purchase or lease, in the long run you will be glad you own The World's Best.

KENWORTH T880. IT'S THE WORLD'S BEST WAY TO GET WORK DONE.

INSPIRED

VERSATILE

RUGGED

INTELLIGENT

PRODUCTIVE

CONNECTED

REWARDING

Note: Photography and illustrations in this brochure may depict optional equipment. All equipment and specifications shown in this brochure are subject to change without notice. Please consult with your Kenworth dealer at the time of ordering for actual standard and optional equipment. PACCAR MX and MX are registered trademarks of PACCAR Inc

The minute you take delivery of your Kenworth, you gain 24/7 access to one of the most extensive and reliable parts and service organizations in the trucking industry. People who know your truck inside out and can show you how to lower operating expenses, maximize uptime, optimize truck performance and profit from your investment. Comprehensive preventive maintenance programs, expedited servicing, complimentary roadside assistance and cost management service cards are among the valuable programs available through Kenworth PremierCare®.



Follow us on:



Perhaps you'd prefer to focus your attention and resources on your core business, save interest expense and improve cash flow. PacLease offers a number of truck rental and leasing programs that can be tailored to fit your operating requirements precisely. www.paclease.com

Start with a lender who understands your business. PACCAR Financial has served owner-operators and fleets for over 40 years, matching individual requirements with customized financing packages at attractive and competitive rates. Financing and insuring your new truck has never been this easy. www.paccarfinancial.com



KENWORTH TRUCK COMPANY

P.O. Box 1000

Kirkland, Washington 98083-1000

(425) 828-5000

CANADIAN KENWORTH COMPANY

6711 Mississauga Road, Suite 500

Mississauga, Ontario L5N 4J8

(905) 858-7000

www.kenworth.com

