

**PK 200002 L SH**

**PALFINGER**

LIFETIME EXCELLENCE

**THE LONG BOOM DESIGN IS MAINLY INTENDED FOR OPERATIONS WITH HIGH OUTREACH**



# LIFETIME EXCELLENCE

**PALFINGER LOADER CRANES ARE CONVINCING DUE TO THEIR SUPERIOR LIFE-CYCLE PERFORMANCE. THEY ARE THE MOST ECONOMICAL AND ALSO THE MOST RELIABLE OVER THE ENTIRE PRODUCT LIFE. FROM SOLUTION FINDING TO RESALE.**

BETTER  
SOLUTIONS

BETTER  
EFFICIENCY

BETTER  
ERGONOMICS

HIGHER VALUE  
RETENTION



HIGHER  
AVAILABILITY

HIGHER  
SERVICEABILITY

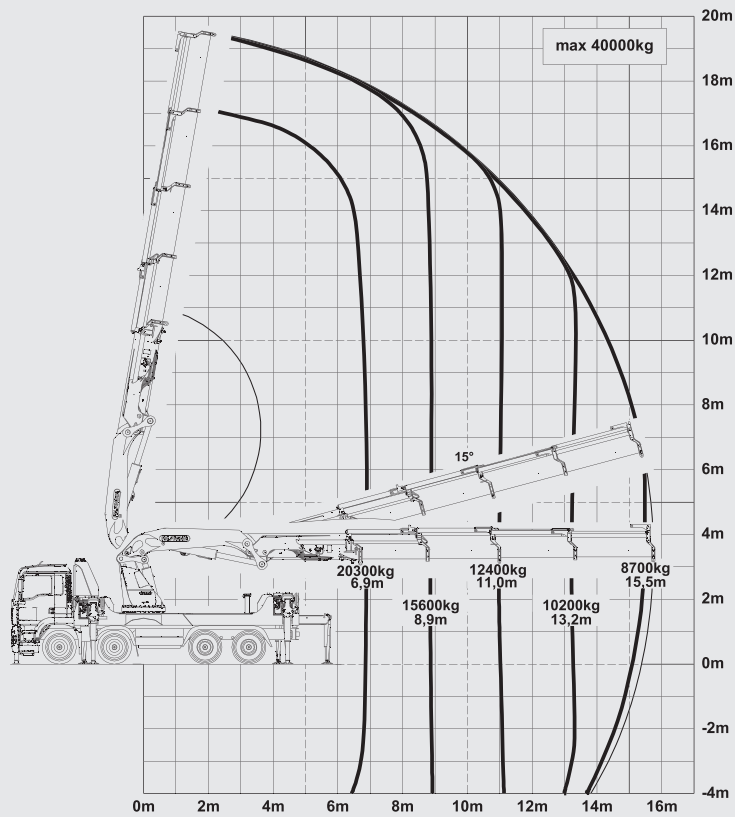
BETTER  
ECOLOGY

MORE  
RELIABILITY

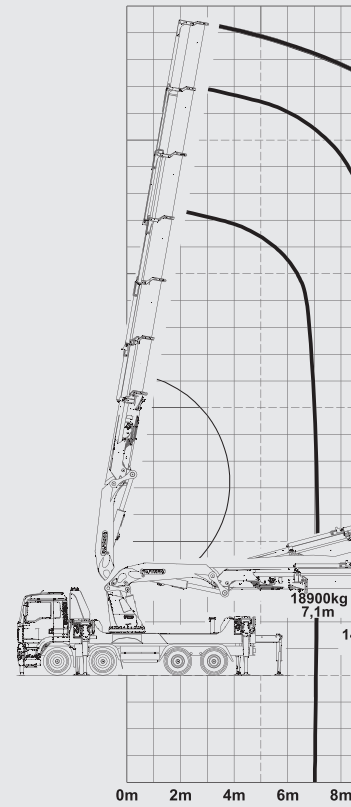


# PK 200002 L SH HIGH PERFORMANCE

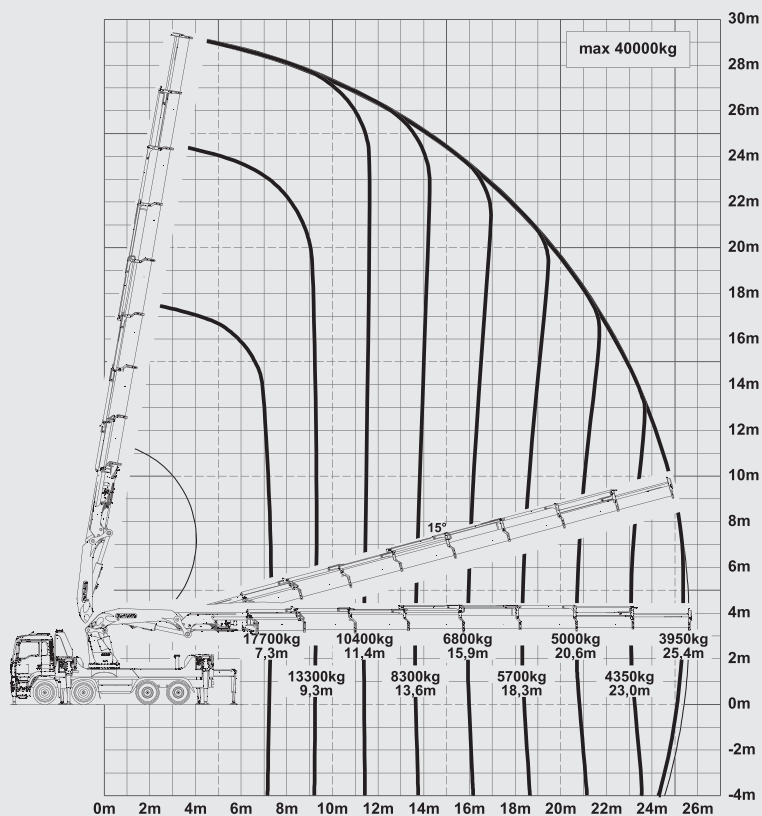
C

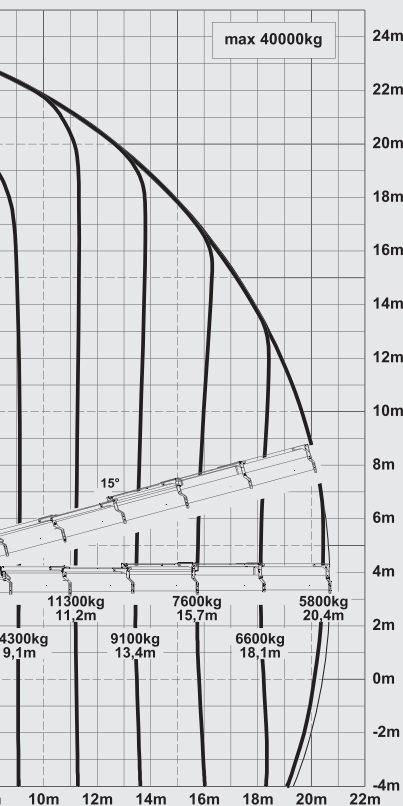


E



G





- High mobility due to the mounting on standard truck chassis
- Very stiff and light boom system thanks to new P-Profile
- Hydraulic lifting height of roughly 49 meter thanks to long boom design
- Additional applications with Power Link Plus
- High working speed thanks to double circuit control
- Special stabiliser concept with extendable rear stabiliser ram
- Maximum precision and safety due to AOS
- Maximum utilisation of the working range thanks to extended HPSC
- More efficiency with fly-jib due to DPS Plus

### TECHNICAL SPECIFICATIONS (EN 12999 HC1 HD5/S1)


Max. lifting moment	150.7 mt/1478 kNm	1090030 ft.lbs
Max. lifting capacity	40000 kg/392.3 kN	88200 lbs
Max. hydraulic outreach	25.6 m	83' 12"
Max. outreach (with fly-jib)	47.9 m	157' 3"
Slewing angle	continuous	
Slewing torque	12.5 mt/122.6 kNm	90390 ft.lbs
Stabiliser spread	10.4 m	34' 1"
Max. operating pressure	385 bar	5583 psi
Recommended pump capacity	2 x 120 l/min	2 x 31.7 US gal./min



\* Optional features / country-specific equipment

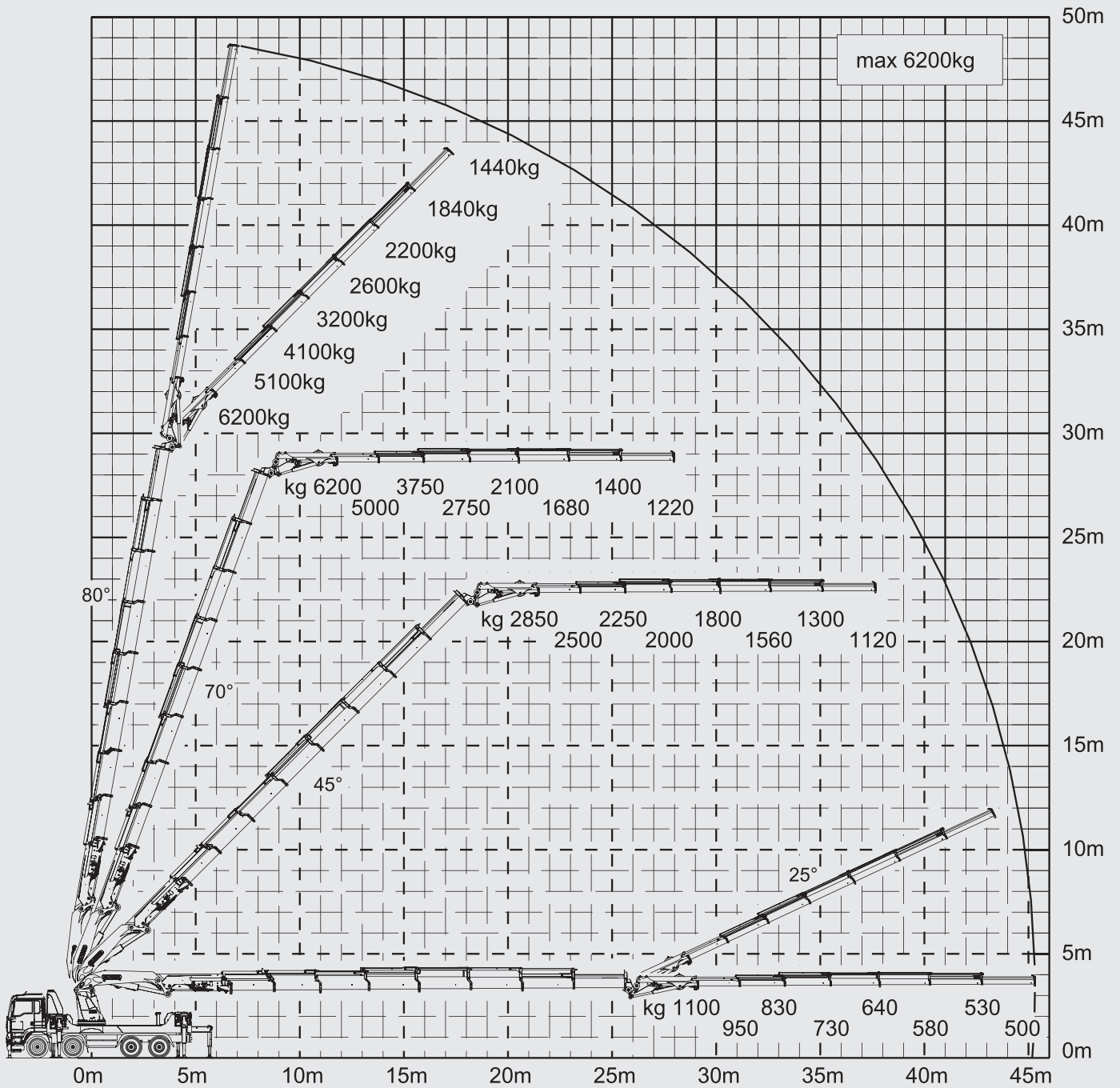
# PK 20002 L SH HIGH PERFORMANCE

## G PJ300LF DPS PLUS



Extention boom G(8) fully retracted!

# G PJ300LF DPS PLUS



Extention boom G(8) fully extended!

