



LITTLE BEAVER®
EARTH DRILLS & AUGERS

The Fastest MINI-TRENCHER on the Market

- Trenches up to 30' per minute
- Cuts neat, clean trenches up to 12" deep
- Choice of four models

Kwik-Trench Earth Saw




Applications:

- Residential lawn sprinkler systems
- Electronic dog fencing
- Low voltage wiring (TV, cable, satellite dish)
- Plumbing and drainage lines
- Landscape edging
- Silt fencing
- Root pruning

Kwik-Trench®
earth saw

COMPLETE LINE OF ONE-MAN EARTH DRILLS, AUGERS AND MINI-TRENCHERS





For over 40 years, the Kwik-Trench Earth Saw has met the shallow trenching needs of rental stores, contractors, and golf course superintendents. Thanks to its simple, push-forward design, the Kwik-Trench has proven itself as the fastest, easiest to use, and most economical mini-trencher on the market today.


The Kwik-Trench's compact size lets you get into areas inaccessible to full-size trenchers. And once at the jobsite, you'll achieve cutting speeds of up to 30' per minute.

A manual crank on belt-driven models infinitely controls your cutting depth (up to 12" on model KT 2400) while a locking swivel wheel lets you cut straight trenches.

The economical model KT 100 utilizes a direct drive system and spring tyne blades to cut trenches up to 8" deep. Ideal for installing low voltage wiring or electronic dog fence, the blades can be changed to achieve trench widths of 1/2"-3".




The Fastest **MINI-TRENCHER** on the Market



Driven by triple v-belts, the cutter wheel rotates up to 800 rpm for fast, clean cutting. A slip clutch is built into the hub of the cutter wheel, protecting the engine and drive train from wear or damage. Trench width sizes from 1"-4", depending upon model, are obtained through various combinations of teeth styles and teeth mounting locations.

Not only does the Kwik-Trench cut your trenching time, but it also cuts your backfill time. By making clean, narrow trenches and neatly depositing the spoil right next to the trench, both backfill and cleanup time are minimized. And while they're not self-propelled, all Kwik-Trench Earth Saws feature pneumatic tires, so you won't spend extra time repairing damaged turf caused by tracked machines or skid-steer loaders.



Heat-treated, hardened steel teeth are carbide tipped for superior performance and extra long life.





The Kwik-Trench Earth Saw easily "saws" through these tough materials:

- Compacted clay
- Road fill
- Asphalt
- Tree roots, up to 10" thick



LITTLE BEAVER
EARTH DRILLS & AUGERS



Optional Tilt Bed Utility Trailer

For the ultimate in convenience, transport your Kwik-Trench on the model KT 2000 tilt bed utility trailer. This handy trailer securely carries all Kwik-Trench models and makes it simple to quickly move the Kwik-Trench from job to job.

- Spring axles
- 10 gauge diamond plate bed
- 1,000 # load capacity
- Axle lock and tie-downs
- Fits 2" towing balls

	KT 100	KT 200B	KT 1200B	KT 2400B
Engine brand/model	B&S Intek OHV	Honda GX160 OHV	Honda GX200 OHV	Honda GX240 OHV
Engine horsepower	5.5 hp	5.5 hp	6.5 hp	8.0 hp
Oil alert system	Std.	Std.	Std.	Std.
Blade drive	Direct	Triple V-belt	Triple V-belt	Triple V-belt
Digging width *	1/2"-3"	1"-3"	1"-3"	1"-4"
Digging depth (max)	8"	8"	10"	12"
Depth gauge	n/a	Standard	Standard	Standard
Cutting teeth (number) *	4	4	6	8
Cutting teeth (type)	Spring tynes	Carbide tipped	Carbide tipped	Carbide tipped
Dimensions				
Length	60"	57 1/4"	70 1/2"	72"
Width	31"	31"	33"	36"
Height	29"	40"	40"	40"
Shipping weight	216#	265#	375#	430#

SPECIFICATIONS

* Optional cutter teeth for various size cutting widths



P.O. Box 840 • Livingston TX 77351
Toll Free: 800-227-7515 • Phone: 936-327-3121 • Fax: 936-327-4025
www.littlebeaver.com • email: sales@littlebeaver.com

Distributed by: