



JLG[®]

Compact Crawler Boom Lifts



JLG[®]

Compact Crawler Booms

Reach What Others Can't with JLG® Compact Crawler Booms.

Now you can go more places around the job site thanks to the low weight and non-marking tracks on the Compact Crawler boom. Available in three models with working heights ranging from 45 ft to 76 ft, JLG® Compact Crawler boom lifts feature a tracked wheel carriage that climbs steps and a narrow chassis for access through gates and standard doorways. So now you can set up anywhere and get straight to work.

“Jobs that used to require tricky positioning are much easier to access now.”







All of Your Overhead Tasks within Reach.

Whether you're working indoors or outside, the Compact Crawler boom has your job covered. With enhanced maneuverability and better access, you've got the ability to go more places thanks to its low profile, non-marking tracks and compact dimensions. Available in three models with working heights ranging from 45 ft (14 m) to 76 ft (23 m), the compact crawler is easy to operate with one-touch outrigger leveling, an interactive display in the platform and controls. And because the compact crawler is so lightweight, it can be set up on sensitive flooring and landscaping.

Additionally, these machines are environmentally friendly with an optional Lithium-ion battery for cleaner, greener operation. And the dual power onboard—gas, diesel or electric engines, accompanied by an electric AC motor—are standard to reduce noise and emissions in public spaces. Other features include a hydraulic jib for greater reach, rotation of platform* and zero-turn radius with counter rotation.

*Not available on X390AJ.

"While indoors, I can quietly operate at full speed thanks to the Lithium-ion battery. Plus, I can easily fit through narrow doorways."



Optional Quick-Start Lithium-Ion Battery

Produces zero emissions, quiet operation and longer runtime.



Ease of Transport

Fits on a trailer or tilt-back truck (low weight, good gradeability, compact).



Greater Access

Compact dimensions for getting into hard-to-reach areas.



Self-Leveling

One-touch outrigger leveling.



Putting Your Work Above Everything.

When it comes to JLG® Ground Support, it's all about you. Your productivity. Your profitability. Your uptime. From the purchase of your first piece of equipment straight through to the training, parts and maintenance that follows.



■ Customer Service Call Center

You can be assured we'll be giving an all-out effort to support you. Just think of us as your personal on-call, full-service support team. We make it happen. Period.

■ Financial Solutions

Maximizing your profits. Preserving your cash flow. Let our financing specialists help choose the program designed specifically for your needs.

■ Aftermarket Parts

Keep your equipment running at peak performance with genuine replacement parts, accessories, attachments, rebuilt and competitive parts all from one source—JLG.

■ Training

Knowing your equipment inside and out results in higher productivity on the job. Our instructor-led courses give you the hands-on time you need to successfully operate equipment.

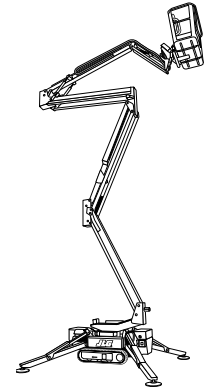
■ Service Centers

Your needs. Your uptime. JLG is on the job to fulfill your every need, from repair, reconditioning, same-day parts and much more. We're here to support you.

■ Pre-Owned Equipment

As a high-value alternative to purchasing new equipment, you can search our used equipment inventory of pre-owned JLG and competitor products.

Compact Crawler Booms SPECIFICATIONS



	X390AJ	X550AJ	X700AJ
Platform Height	39' 2" (11.9 m)	55' (16.76 m)	69' 7" (21.20 m)
Working Height	45' (13.71 m)	61' (18.59 m)	76' (23.16 m)
Horizontal Outreach	22' (6.70 m)	21' (6.40 m)	37' (11.27 m)
Swing	360° Non-continuous	360° Non-continuous	360° Non-continuous
Max. Platform Capacity	440 lb (200 kg)	440 lb (200 kg)	440 lb (200 kg)
Platform Rotation	N/A	124° (+/-62°)	124° (+/-62°)
Jib (Range of Articulation)	88° (-2/-90)	82.7° (0/-82.7)	85° (-1/-86)
Platform Size	58" x 31" (1.48 x 0.77 m)	58" x 31" (1.48 x 0.77 m)	58" x 31" (1.48 x 0.77 m)
Overall Width	31" (0.77 m)	31" (0.77 m)	39" (0.99 m)
Stowed Height			
With Pads	6' 11" (2.10 m)	7' (2.13 m)	6' 6.5" (1.99 m)
Pads Detached	6' 10" (2.07 m)	6' 6.5" (1.98 m)	6' 6.5" (1.99 m)
Outrigger Footprint	10' 5" x 10' 6" (3.17 m x 3.20 m)	10' 6" x 10' 6" (3.20 m x 3.20 m)	14' x 14' (4.27 m x 4.27 m)
Narrow	N/A	N/A	8' 6" x 18' 10" (2.59 m x 5.75 m)
Stowed Length	13' (3.98 m)	14' 8" (4.47 m)	19' 8" (6.00 m)
Track Length	4' 1" (1.24 m)	4' 1" (1.24 m)	5' 9" (1.77 m)
Weight*	3,682 lb (1,670 kg)	4,630 lb (2,098 kg)	6,592 lb (2,990 kg)
Ground Bearing Pressure			
Outriggers	27 psi (1.9 kg/cm ²)	27 psi (1.9 kg/cm ²)	42 psi (3.0 kg/cm ²)
Tracks	7.25 psi (.51 kg/cm ²)	8.99 psi (.63 kg/cm ²)	6.9 psi (.49 kg/cm ²)
Drive Speed	.87 mph (1.4 km/h)	.80 mph (1.3 km/h)	.80 mph (1.3 km/h)
Gradeability	33%	38%	40%
Slope Tolerance	10°	11°	14°
Gasoline Engine	Honda GX270 9 hp (6.7 kW)	Honda iGX440 15 hp (11.1 kW)	Honda iGX440 15 hp (11.1 kW)
Diesel Engine	Hatz 1B30 7 hp (5.22 kW)	Hatz 1B40 10 hp (7.46 kW)	Perkins 402.05 14 hp (10.44 kW)
Electric Engine	90Ah 48V Lithium-Ion	90Ah 48V Lithium-Ion	90Ah 70V Lithium-Ion
Fuel Tank Capacity (Gasoline)	1.4 gal. (5.3 L)	1.5 gal. (5.9 L)	1.5 gal. (5.9 L)
Fuel Tank Capacity (Diesel)	1.3 gal. (5 L)	1.3 gal. (5 L)	3.4 gal. (13 L)
AC Motor**	120V 60 Hz (1.2 kW)	120V 60 Hz (1.2 kW)	120V 60 Hz (1.2 kW)

Main Features

- Optional Lithium-ion technology.
- One-touch outrigger leveling.
- Dual power onboard.
- Standard air/water line.
- Patented quick connect platform.
- Large Teflon outrigger pads.
- LCD panel provides onboard diagnostics.

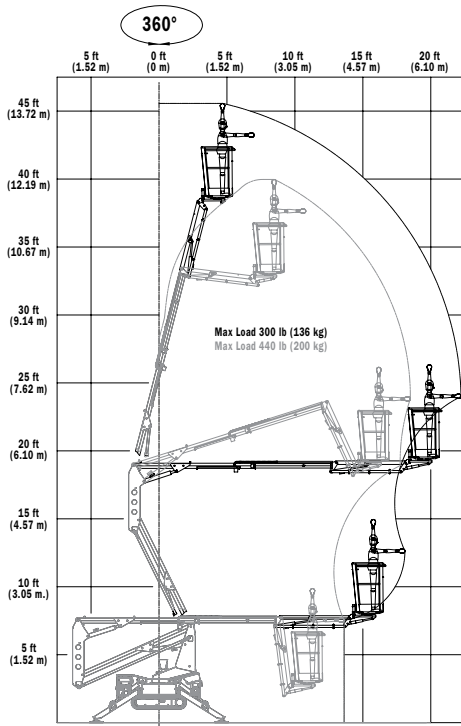
*Certain options of country standards increase weight.

**Country specific options available.

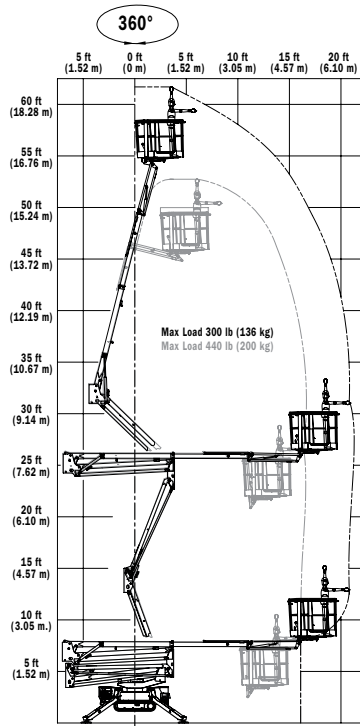
Preliminary specifications—consult factory for details.

Photographs depicted in this publication are for illustration purposes only. Any products, decals or other details depicted are subject to change or modification at the manufacturer's discretion.

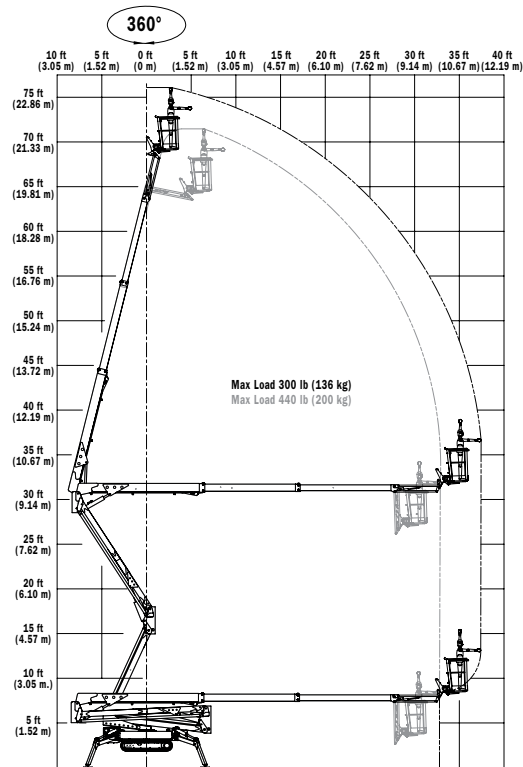
X390AJ



X550AJ



K700AJ



JLG Industries, Inc.
 1 JLG Drive
 McConnellsburg, PA 17233-9533
 Telephone 717-485-5161
 Toll-free in US 877-JLG-LIFT
 Fax 717-485-6417
www.jlg.com
 An Oshkosh Corporation Company

Form No.: CCB-Bro-0613
 Part No.: R061301
 Printed in USA

