



Another name for flexibility

Cold milling machine W 60i



The versatile cold milling machine that leaves nothing to be desired



Even more power, even faster, even more economical

// A modern, flexible cold milling machine must meet several requirements today: It must be suitable for a whole variety of applications, conversion work must be reduced to a minimum and all jobs must be completed neatly within a short space of time. The W 60i combines these requirements with unrivalled cost-efficiency.

With its greater engine power, perfect ergonomic design, more effective loading of the reclaimed asphalt pavement, precise automatic leveling system and complete range of FCS milling drums, the W 60i has already moved on to the next job while others are still working.



◀ In addition to working in restricted space conditions, the W 60i is also suitable for the economical rehabilitation of medium-sized areas

▼ Milling drums of different widths allow the machine to be used for a variety of tasks

And off to the next job site




- ▶ The engine of the W 60i complies with the specifications stipulated by exhaust emission standards EC Stage 3b / US Tier 4i.
- ▶ A large variety of possible applications, such as cutting trenches of different widths and depths, tie-in jobs, partial pavement repairs, etc.

- ▶ Higher engine power boosts productivity and enlarges the machine's range of application.
- ▶ Larger water and fuel tanks extend the effective milling time without breaks for refueling.

FCS makes the W 60i an all-rounder

For a whole variety of jobs

Quick change: Simply swing the side plate outwards and release the drum...



Only the drum tube fitted with toolholders is actually replaced ▲


... then pull the drum off the axle and place it on the drum carriage ◀




FCS drums replace additional machines

/// Cutting trenches is another strength offered by the W 60i as the required milling width frequently changes from one job to the next. Drums with working widths from 16" to 24" (400 mm to 600 mm) can be used, thanks to the optionally available Flexible Cutter System


FCS, thus combining many machines into one. The milling drum of the W 60i is replaced in a few swift moves, without special tools, and then it's on to the next job. This ensures that the machine capacity is always fully utilized.



FCS milling drum
 Milling width: 16" (400 mm)
 Milling depth: 0–12" (0–300 mm)
 Tool spacing: 5/8" (15 mm)



FCS milling drum
 Milling width: 20" (500 mm)
 Milling depth: 0–12" (0–300 mm)
 Tool spacing: 5/8" (15 mm)



FCS milling drum
 Milling width: 24" (600 mm)
 Milling depth: 0–12" (0–300 mm)
 Tool spacing: 5/8" (15 mm)

▶ FCS for milling drums with different working widths enlarges the range of applications for the machine.

▶ The readily accessible milling drum is replaced quickly and easily.

▶ Experienced personnel can replace drums in 2 – 3 hours.

▶ Other customized milling drums are available on request.

The HT11 quick-change toolholder system cuts running costs

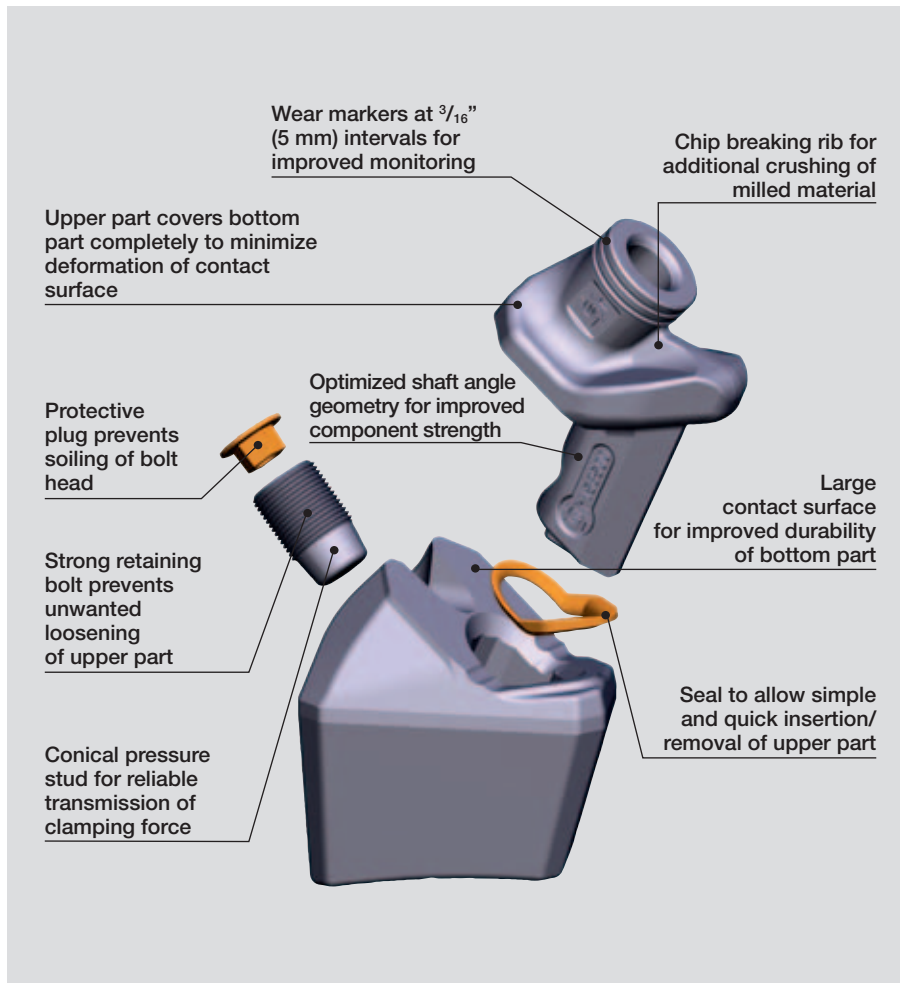


Replace toolholders quickly and easily

// The quick-change toolholder system HT11 for fast and simple replacement of the toolholders is also available for the W 60i. Welding equipment and sanders are a thing of the past. The field-proven low-wear system

also stands out through its long service life in the toughest conditions. In this way, the patented quick-change toolholder system contributes to an even more efficient operation of the entire milling machine.

For robust
everyday use on
the job site



Straightforward replacement
of cutting tools with plenty
of space ▲

- ▶ The optimum arrangement of toolholders and edge segments ensures outstanding milling performance with a precisely cut milling texture.
- ▶ The milling drum is easily accessible with plenty of space for tool replacement.

- ▶ Cutting tools can be replaced in no time at all using ordinary work tools.
- ▶ More than 400 cutting tools can be accommodated in the easily accessible storage compartments.

Clever details abound in the milling drum unit



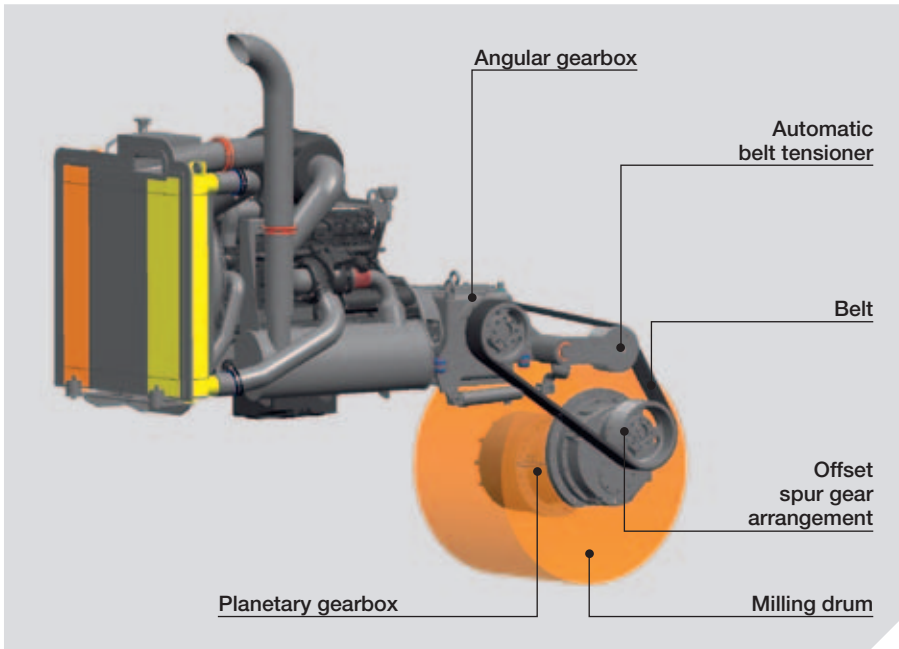
Scraper blade for flexible loading ▲

◀ Adjustable drum plate ensures a clean intake of milled material

Efficient milling for optimum results

/// The W 60i is equipped with a host of useful, time-saving details. The machine's zero edge, for instance, is always on the right-hand side, regardless of its working width, and the W 60i always cuts flush to the curb or other obstacles. The scraper blade which can be adjusted in accordance with the milling width is another ingenious

feature: It is made up of several parts, the required bottom part simply being screwed onto the tandem scraper. This not only permits partial loading, but also makes it possible to leave all the milled material behind in the trench.



Efficient working is the top priority

... and acts as guide along obstacles when raised ▼

▲ The efficient mechanical milling drum drive

The side plate seals the milling drum when lowered ... ▶



▶ The side plate can be raised and lowered hydraulically. In this way, the milling drum is safely covered and the work can proceed cleanly.

▶ Cutting tool replacement is a safe and simple matter with the hydraulically raised scraper blade and locking side plate.

▶ The hydraulically adjustable drum plate seals the drum chamber to the front and ensures that the milled material is taken up neatly.

▶ The bottom parts of the scraper blade are fastened to the tandem scraper and adapted to the FCS drum in use.

LEVEL PRO combines convenient operation with precision



Tried-and-tested leveling technology from Wirtgen

/// On request, the W 60i can be equipped with LEVEL PRO, an automatic leveling system of the latest generation. This advanced leveling system automatically controls the precise milling depth and inclination for every job. At the same time, it is exceedingly convenient to

operate and easy to handle. All functions are combined for the right and left-hand sides of the machine and can be read off directly. The revised graphical function icons and large buttons are clearly arranged on the panel for error-free operation.

Control panel: within perfect view and reach ▶



▼ Clearly arranged control panel

Outstandingly easy operation

Automatic ON/OFF

Switchover button

Set value

Actual value

Controller output

Memory 1

Settings

Set value RAISE/LOWER

Calibration

Cylinder RAISE/LOWER

Memory 2



Wire-rope sensor for precise milling depths ▲

▶ Target values can be pre-programmed separately for each side of the machine, saved with the memory button and retrieved when required.

▶ The leveling mode can be switched between milling depth on both sides or milling depth on one side plus cross slope at any time.

▶ Target and actual values for the right and left-hand milling depths and cross slope are continually displayed.

▶ The machine's intelligent systems are located inside and thus securely protected from damage.

Perfect results depend on a perfect workplace

Ergonomically designed workplace ▶

▼ From his seat, the operator has a clear view of everything



Modern ergonomical design and convenient operation

For milling machine operators, the ergonomical design and equipment of a workplace are matters of paramount importance in the tough everyday conditions prevailing on site. The W 60i fully meets with these requirements and permits optimum performance by allowing the operator to work comfortably, without fatiguing. The

position and damping of the driver's seat and the steering wheel, for instance, can be individually adjusted until ergonomically ideal. All controls are within direct reach from a sitting position. The operator's platform itself has been designed for user-friendliness and affords the best possible overview of the work process.



◀ Ergonomic, comfortable one-hand operation

▼ Clearly arranged control panel with clear graphical displays

Focus on the operator



- ▶ The most important functions are integrated into the right armrest and can be operated with one hand.
- ▶ The operator's platform is arranged across the full rear width of the milling machine so that the operator can see the right-hand side of the machine from his seat and the left-hand side from the platform.
- ▶ The operator's platform can be mounted safely and conveniently from the rear of the cold milling machine.
- ▶ The fact that the seat can be swung out beyond the edge of the machine to afford a perfect view of the milled edge is yet another outstanding feature.

Clever ideas win the day in tight spots



▲ The machine can optionally be supplied as a three-wheeled or four-wheeled model

Front wheels with large steering angle improve maneuverability ▶



Full view ensures precision work

/// Maneuverability is the magic word, especially in tight spots, such as urban traffic or bends. Here too, the W 60i excels, dealing with such critical situations in its customary time-saving and precise manner, thanks to the large steering angle of its front wheels. What is more, the

rear right wheel can be swiveled hydraulically in front of the milling drum so that the operator can cut flush to the edge of any obstacles. It goes without saying that he has a perfect view of the milled edge from his platform.

Functional maneuverability



◀ ... in order to work neatly along walls

▲ While keeping a perfect overview, the rear right wheel is swiveled inwards ...

Larger ground clearance prevents damage from curbs, etc. ▶



▶ Two-step height adjustment (fast or slow) via the rear wheels allows the machine to be raised rapidly, for instance, for fast repositioning.

▶ The rear right wheel can be swiveled inwards and outwards hydraulically from the operator's platform.

▶ Larger ground clearance at the hydraulic motors of the rear wheels prevents damage caused, for instance, by curbs.

▶ Three milling gears ensure precise control of the milling speed.

Optimum loading ton after ton



Loading conveyor can ▲
be slewed to the left ...

... or right for ▼
optimum loading



Complete work faster with intelligent loading

/// The W 60i makes short work of every loading process. The larger material outlet, wider loading conveyor and infinitely adjustable conveyor speed ensure that the milled material is removed more quickly and more

economically. The hydraulically lifting scraper blade ensures a reliable intake of milled material. In this way, part of the material can be loaded, for instance, while the remainder is left in the trench.

Simply release the locking bolt ... ▶



▼ ... and the loading conveyor folds down

Cutting-edge technology

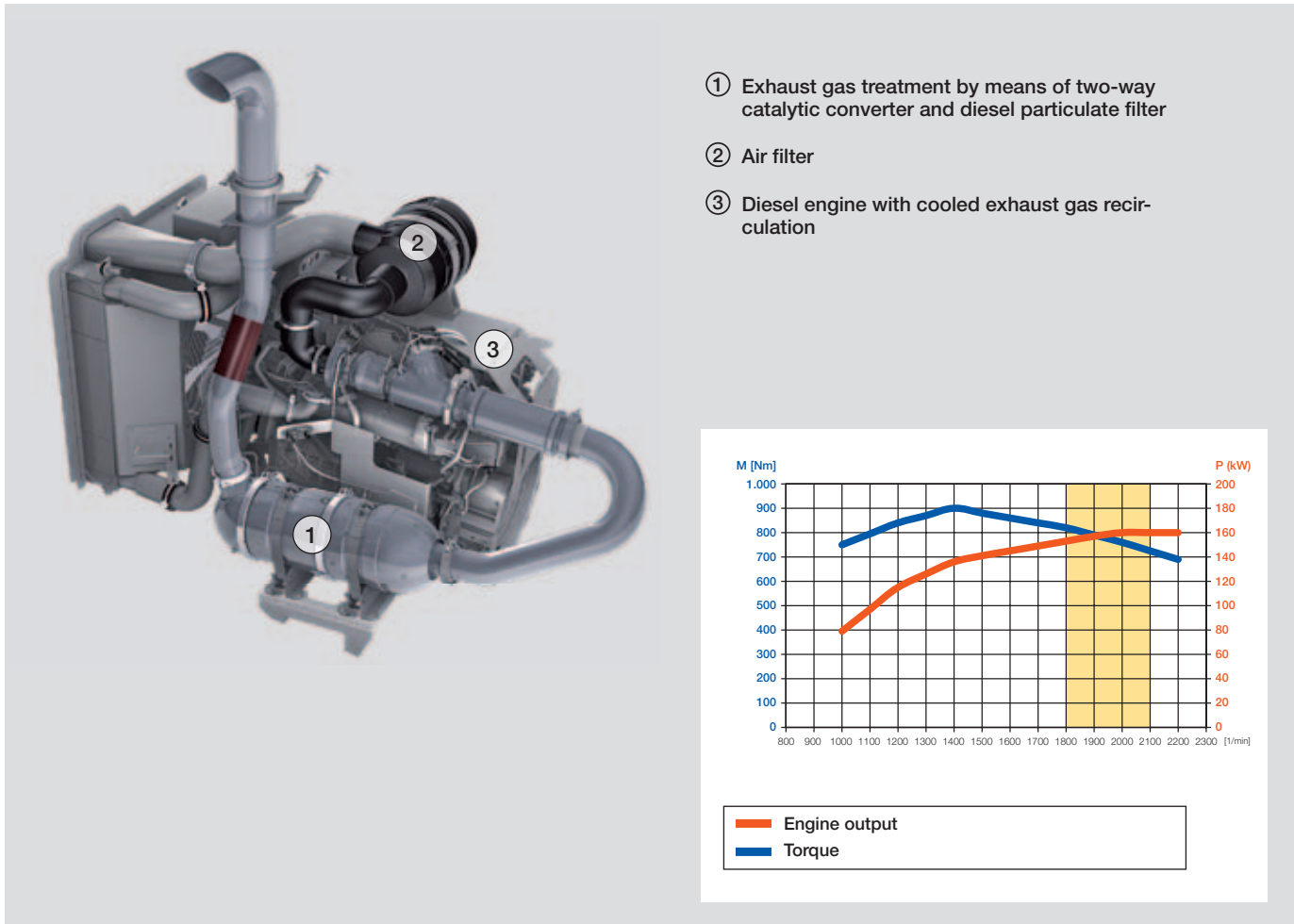


Large material outlet and wide conveyor ensure safe loading of the milled material ▲

- ▶ The loading conveyor can be adjusted in height and slewed to either side for flexible, high-performance loading of the milled material.
- ▶ Advantage for transport: The folding conveyor reduces the overall machine length.

- ▶ The loading conveyor is covered to prevent the development of dust.
- ▶ Wider loading conveyor increases productivity.

Optimizing environmental protection



High performance, yet low in fuel consumption

/// The engine of the W 60i is equipped with a two-way catalytic converter and diesel particulate filter to ensure effective exhaust gas after-treatment. This state-of-the-art engine technology for lowest environmental emission levels complies with the stringent specifications of exhaust emission standards EC Stage 3b / US Tier 4i.

Low fuel consumption rates and almost consistent engine output even under full load are further marks in favor of the powerful, high-torque diesel engine. Effective soundproofing of the engine compartment and an anti-vibration mounted engine station additionally enable the cold milling machine to impress with low noise emission and vibration levels.

Less maintenance for more productive work



Uncompromisingly
simple



▲ Service flaps open wide on both sides

Space for all that's needed:
Tool kit, cutting tools, etc. ▶



Useful: easily accessible service points ▲

Large, wide opening service flaps afford straightforward, rapid access to the engine, hydraulic pumps and the small number of service points.

The capacity of both the water and fuel tanks has almost been doubled for longer non-stop milling intervals.

Filters are located directly behind the service flaps for easy replacement.

Visual inspections are performed in a few swift glances from ground level.



WIRTGEN AMERICA

Wirtgen America Inc.
6030 Dana Way · Antioch, TN 37013, USA
Phone: (615) 501-0600 · Fax: (615) 501-0691
Internet: www.wirtgenamerica.com